

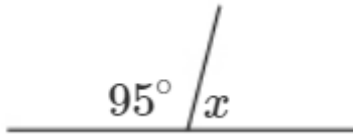
# Year 7F Homework – Half Term 4

## Homework 1 – Due: \_\_\_\_\_

Make sure you log on to HegartyMaths for help if you need it.  
The clip number is shown with the topic.

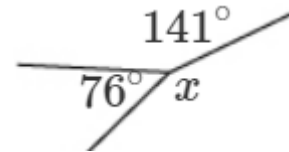
Angle Facts (477)

Find  $x$ :



Angle Facts (812)

Find  $x$ :




Understanding Percentages (81)

Helen got 76 out of 100 on her French test. What was her percentage score?

Vertical Line Graphs (425)

Complete the vertical line graph using this data:

|            |   |   |   |   |   |   |   |   |   |   |    |
|------------|---|---|---|---|---|---|---|---|---|---|----|
| Test Score | 0 | 1 | 2 | 3 | 4 | 5 | 6 | 7 | 8 | 9 | 10 |
| Frequency  | 0 | 0 | 1 | 2 | 3 | 4 | 5 | 4 | 2 | 0 | 1  |



## Homework 2 – Due: \_\_\_\_\_

Log onto HegartyMaths to watch the video and complete the quiz online. **Topic:** \_\_\_\_\_

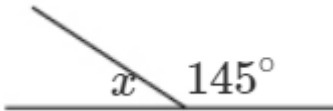
My score was: \_\_\_\_\_

## Homework 3 – Due: \_\_\_\_\_

Make sure you log on to HegartyMaths for help if you need it.  
The clip number is shown with the topic.

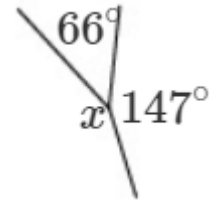
Angle Facts (477)

Find  $x$ :



Angle Facts (812)

Find  $x$ :



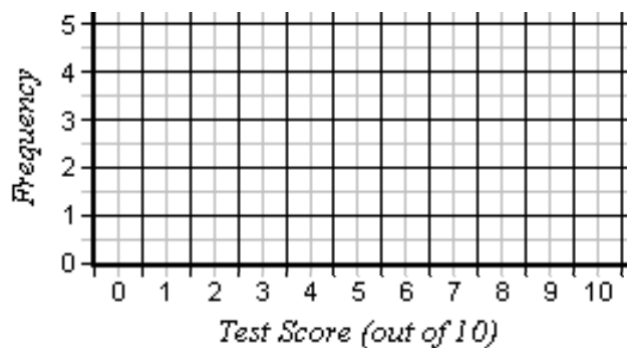
Understanding Percentages (81)

Bella got 16 out of 50 on her German test. What was her percentage score?

Vertical Line Graphs (425)

Complete the vertical line graph using this data:

|            |   |   |   |   |   |   |   |   |   |   |    |
|------------|---|---|---|---|---|---|---|---|---|---|----|
| Test Score | 0 | 1 | 2 | 3 | 4 | 5 | 6 | 7 | 8 | 9 | 10 |
| Frequency  | 0 | 1 | 4 | 2 | 3 | 4 | 1 | 2 | 3 | 5 | 1  |



## Homework 4 – Due: \_\_\_\_\_

Log onto HegartyMaths to watch the video and complete the quiz online. **Topic:** \_\_\_\_\_

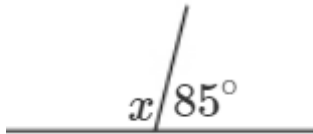
My score was: \_\_\_\_\_

## Homework 5 – Due: \_\_\_\_\_

Make sure you log on to HegartyMaths for help if you need it.  
The clip number is shown with the topic.

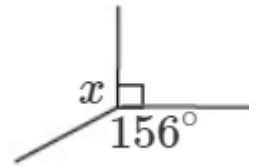
Angle Facts (477)

Find  $x$ :



Angle Facts (812)

Find  $x$ :




Understanding Percentages (81)

Sophie got 11 out of 25 on her Spanish test. What was her percentage score?

Vertical Line Graphs (425)

Complete the vertical line graph using this data:

|            |   |   |   |   |   |   |   |   |   |   |    |
|------------|---|---|---|---|---|---|---|---|---|---|----|
| Test Score | 0 | 1 | 2 | 3 | 4 | 5 | 6 | 7 | 8 | 9 | 10 |
| Frequency  | 1 | 1 | 0 | 2 | 3 | 4 | 1 | 2 | 3 | 5 | 4  |



## Homework 6 – Due: \_\_\_\_\_

Log onto HegartyMaths to watch the video and complete the quiz online. **Topic:** \_\_\_\_\_

My score was: \_\_\_\_\_