



# YEAR 11 REVISION GUIDE 2024

Your guide to achieving exam success. This is not an exclusive list – any subjects not mentioned in this document will provide work separately.

Please use this to support your work in lessons.

Remember to:


- Plan your time carefully.
- Take plenty of breaks.
- Ask if you need help or support.
- Attend all revision sessions and lessons.

IF YOU ARE UNSURE ON ANY TASKS – PLEASE ASK YOUR TEACHER.

Week Beginning	Subjects	Revision Tasks
Monday 1st April 2024	English Language	<b>WEEK 1 LANGUAGE: PAPER 1 QUESTIONS 2 AND 3</b>
Easter Holiday – Week 1  <b>Revision sessions in school</b>	English Literature	<p><b>WEEK 1 LITERATURE:</b></p> <p><b>ANTHOLOGY POETRY – Highlight and annotate a blank copy of each poem and compare 3 quotations: Letters from Yorkshire/Winter Swans</b></p> <p><b>Unseen poetry - Complete an unseen question</b></p> <p><b>DNA – PLAN a response to the question and explode the quotations you would use. How does Kelly present ... Human nature? Nature v nurture?</b></p> <p><b>MACBETH - PLAN a response to the question and explode the quotations you would use. How does Shakespeare present...Ambition? Greed?</b></p> <p><b>THE SIGN OF FOUR - PLAN a response to the question and explode the quotations you would use. How does Conan Doyle present... Victorian fear?</b></p>
	Maths	<ol style="list-style-type: none"> <li>1. Complete the OCR Past Paper (given out in class).</li> <li>2. Use the 3 “Feedback Sheets” you received from your Mock assessments to revisit your personal target topics, using Independent Learning on: <a href="https://sparxmaths.com/">https://sparxmaths.com/</a> (topic specific worked example clips and questions to try), or <a href="https://corbettmaths.com/contents/">https://corbettmaths.com/contents/</a>(topic specific worked example clips and questions to try).</li> </ol> <p>Suggested Percentage topics to focus on for the final OCR examinations:</p> <p>Foundation</p> <ul style="list-style-type: none"> <li>• Percentage conversions</li> <li>• Percentages of quantities</li> <li>• Percentage change</li> <li>• Reverse percentages</li> </ul> <p>Higher</p> <ul style="list-style-type: none"> <li>• Percentage calculations</li> <li>• Percentage change</li> <li>• Reverse percentages</li> <li>• Growth &amp; decay problems</li> </ul>

<p>Science (Triple)</p>	<p>Biology</p> <ul style="list-style-type: none"> <li>• B1: Cell structure and microscopes - complete the quizzes on Educake <a href="https://my.educake.co.uk/assessment/24395521">https://my.educake.co.uk/assessment/24395521</a></li> <li>• Revise the microscopes required practical <a href="https://my.educake.co.uk/assessment/24399095">https://my.educake.co.uk/assessment/24399095</a> <a href="https://www.focuselearning.co.uk/s/128omwh0m5w2">https://www.focuselearning.co.uk/s/128omwh0m5w2</a></li> <li>• B1: DNA and Enzymes - complete the quizzes on Educake <a href="https://my.educake.co.uk/assessment/24395789">https://my.educake.co.uk/assessment/24395789</a></li> <li>• Revise the enzymes required practical <a href="https://www.focuselearning.co.uk/s/3ua8ccxtm9si">https://www.focuselearning.co.uk/s/3ua8ccxtm9si</a> <a href="https://my.educake.co.uk/assessment/24399139">https://my.educake.co.uk/assessment/24399139</a></li> <li>• B1: Protein Synthesis - complete the quizzes on Educake <a href="https://my.educake.co.uk/assessment/24395892">https://my.educake.co.uk/assessment/24395892</a></li> </ul> <p>Chemistry:</p> <ul style="list-style-type: none"> <li>• Module C1 – Particles. Use the resources in the following folder to help you revise key areas of this topic <a href="#">C1 Particles</a></li> <li>• Complete quizzes on Educake</li> </ul> <p>Physics</p> <p>Working scientifically – Complete quizzes on Educake: <a href="https://my.educake.co.uk/assessment/24394762">https://my.educake.co.uk/assessment/24394762</a></p>
<p>Combined Science</p>	<p>Biology</p> <ul style="list-style-type: none"> <li>• B1: Cell structure and microscopes - complete the quizzes on Educake <a href="https://my.educake.co.uk/assessment/24395521">https://my.educake.co.uk/assessment/24395521</a></li> <li>• Revise the microscopes required practical <a href="https://www.focuselearning.co.uk/s/128omwh0m5w2">https://www.focuselearning.co.uk/s/128omwh0m5w2</a> <a href="https://my.educake.co.uk/assessment/24399095">https://my.educake.co.uk/assessment/24399095</a></li> <li>• B1: DNA and Enzymes - complete the quizzes on Educake <a href="https://my.educake.co.uk/assessment/24395789">https://my.educake.co.uk/assessment/24395789</a></li> <li>• Revise the enzymes required practical <a href="https://www.focuselearning.co.uk/s/3ua8ccxtm9si">https://www.focuselearning.co.uk/s/3ua8ccxtm9si</a> <a href="https://my.educake.co.uk/assessment/24399139">https://my.educake.co.uk/assessment/24399139</a></li> </ul> <p>Chemistry:</p> <ul style="list-style-type: none"> <li>• Module C1 – Particles. Use the resources in the following folder to help you revise key areas of this topic <a href="#">C1 Particles</a></li> <li>• Complete quizzes on Educake</li> </ul> <p>Physics</p> <p>Working scientifically – <a href="https://my.educake.co.uk/assessment/24394762">https://my.educake.co.uk/assessment/24394762</a></p>

<p>History</p>	<p>Conisbrough Castle activities on the site and key figures                  American Civil War and Reconstruction                  Filter all your knowledge on the physical features and uses of Conisbrough castle across the following periods:</p> <ul style="list-style-type: none"> <li>• Anglo Saxon, Norman, Stone Building, Abandonment, Tourist</li> </ul> <p>Filter your knowledge on the American Civil War use revision guide pages – 63-66</p> <p><b>20 marker</b>                  How far have activities on your site differed over time? Use physical features of the site as well as your knowledge to support your answer.</p> <p><b>18 marker</b>                  Slavery alone cause the American Civil War’ How far do you agree with this statement? Give reasons for your answer.</p>
<p>Geography</p>	<p><b><u>REMEMBER THAT YOU HAVE ALL OF YOUR BOOKS PLUS YOUR REVISION PACK</u></b></p> <p><b><u>Landscapes of the UK</u></b></p> <p>1. <b><i>Read through your work on:</i></b> ‘Knowing the UK,’ ‘The UK Rocks,’ ‘Landscapes of the UK,’ ‘Humans Affecting Landscapes,’ ‘Geomorphic Processes’ (to include all of your work on weathering, transportation and deposition.’ <b>Any missing work can be found in the ‘mini revision guides.’</b></p> <p>2. <b><i>Create cue cards/mind maps/use the Revision Clock to complete the following:</i></b></p> <ul style="list-style-type: none"> <li>• Sedimentary, metamorphic and igneous rocks (what they are and how they are formed) A description of an Upland area (Bodmin Moor), Lowland area (The Fens, East Anglia), A glaciated area (Glen Coe, Scotland). How humans affect UK landscapes with a brief description</li> <li>• The 3 different types of weathering (mechanical, chemical, biological); mass movement and how it works</li> <li>• The Types of Geomorphological Processes to include:                         <ul style="list-style-type: none"> <li>➤ Types of erosion (hydraulic action, abrasion, attrition, solution)</li> <li>➤ Types of transportation (traction, saltation, suspension, solution)</li> <li>➤ Deposition</li> </ul> </li> </ul> <p><b><i>Use exam questions from the OCR website, OCR Revision guide, Seneca to test yourself on your learning.</i></b></p>

Spanish	<ul style="list-style-type: none"> <li>• Prepare a model answer to 1 role play and 1 photo card from the speaking revision booklet (12 minutes)</li> <li>• Practise model answers to the general conversation questions on theme 2 (10 minutes x 5 sessions minimum)</li> <li>• Foundation and Higher – Complete a 90-word timed (25 minutes) writing task from the writing revision booklet give it your teacher to mark</li> <li>• Complete one translation activity. Mark it, and add any unknown vocabulary to a new vocabulary list.</li> </ul> <p>Quizlet Revision set module 6</p>
RS	<p>Collate your notes; go through your book and ensure that it is neat and tidy and you are able to revise from it.</p> <p>Check the revision checklist and tick off the topics you are confident about/have already revised for. Create a revision plan for those topics you are still struggling with.</p>
Creative iMedia	<p>Watch the following videos on primary vs secondary research methods</p> <p>Primary <a href="https://www.youtube.com/watch?v=B2kI185qN7I">https://www.youtube.com/watch?v=B2kI185qN7I</a></p> <p>Secondary <a href="https://www.youtube.com/watch?v=MaJ9hexVK0g">https://www.youtube.com/watch?v=MaJ9hexVK0g</a></p>
Performing Arts	<p>BTEC Performing Arts C3 Exam:</p> <ul style="list-style-type: none"> <li>• Prepare your bullet point notes, one page of A4 for each; ideas log and skills log.</li> <li>• Continue to work on final exam performance, learn lines, songs, dances and movements.</li> <li>• Be off script for after Easter.</li> <li>• Make notes on your milestone performance and final performance linked to your final evaluation.</li> </ul>
Art	<p>Ensure all of your coursework is being completed to the highest possible standard, allowing you to achieve above and beyond your target grade</p>
Business	<p>Access all of your work at the following link – keep up to date with revision week-by-week within each folder:</p> <p> <a href="#">GCSE Revision 2024</a></p>
DT	<p>Please see your class teacher for bespoke materials.</p>
Hospitality & Catering	<p>Please see your class teacher for bespoke materials.</p>


<p>BTEC Sport</p>	<p>No BTEC Sport session to be offered over Easter. A mock Sport exam will be undertaken in class lessons during your first week back. To ensure you are ready for this, you can:</p> <ul style="list-style-type: none"> <li>• Use your RAG rating document to identify any areas where you have gaps in your knowledge</li> <li>• Review content using your revision guide</li> <li>• Go through past paper questions</li> <li>• Review the exam tips on pages 65-75 in your revision guide</li> </ul>
<p>Health &amp; Social Care</p>	<p>No session in school to be offered. However, mock paper to be completed in class lessons first week back. To ensure you are ready for attempting this, you can:</p> <ul style="list-style-type: none"> <li>• Use e-revision to repeatedly practice retrieval of knowledge – remember you can do the activities as many times as you like – little and often!</li> <li>• If you have the revision guide / flashcards – read through content (a small section at a time) and then practice retrieval with the flashcards.</li> </ul> <p>Practice papers – you have two of these and the mark schemes. Attempt the questions, self-mark and write in ‘perfect’ answers for those you didn’t get correct. You can take extra copies of the papers to then practise again on a different day.</p>
<p>Computing</p>	<p>Q1 Explain the difference between a translator and compiler [6 marks]</p> <p>Q2 Describe what happens in the 6 stages of compilation [12 marks]</p> <p>Q3 What types of programming errors are there? [6 marks]</p> <p>Use the website to help you <a href="https://www.csnewbs.com/edugas2020-10-2-stagesofcompilation">https://www.csnewbs.com/edugas2020-10-2-stagesofcompilation</a></p>
<p>Music</p>	<p>Ensure you attend Catch-Up session on Thursday 4<sup>th</sup> April 9.30-2.30 to complete any composition or performance work.</p>

Week Beginning	Subjects	Revision Tasks
Monday 8 <sup>th</sup> April 2024  Easter Holiday – Week 2  Revision sessions in school	English Language	<b>WEEK 2 LANGUAGE:</b> P 1 QUESTION 4
	English Literature	<b>WEEK 2 LITERATURE:</b>  <b>ANTHOLOGY POETRY – Highlight and annotate a blank copy of each poem and compare 3 quotations:</b> Mother Any Distance and Walking Away  <b>Unseen poetry - Complete an unseen question</b>  <b>DNA- PLAN a response to the question and explode the quotations you would use. How does Kelly present ... Peer group pressure/bullying? Victims?</b>  <b>MACBETH - PLAN a response to the question and explode the quotations you would use. How does Shakespeare present...Loyalty?</b>  <b>THE SIGN OF FOUR - PLAN a response to the question and explode the quotations. How does Conan Doyle present... Greed/wealth/betrayal?</b>
	Maths	1. Complete the OCR Past Paper (given out in class). 2. Use the 3 “Feedback Sheets” you received from your Mock assessments to revisit your personal target topics, using Independent Learning on: <a href="https://sparxmaths.com/">https://sparxmaths.com/</a> (topic specific worked example clips and questions to try), or <a href="https://corbettmaths.com/contents/">https://corbettmaths.com/contents/</a> (topic specific worked example clips and questions to try).  Suggested Shape topics to focus on for the final OCR examinations:  Foundation <ul style="list-style-type: none"> <li>• Parallel line angles</li> <li>• Area of rectangle</li> <li>• Area of triangle</li> <li>• Area of circle</li> <li>• Area of compound shapes</li> </ul> Higher <ul style="list-style-type: none"> <li>• Trigonometry</li> <li>• Pythagoras’ theorem</li> <li>• Exact trig values</li> <li>• Sine rule</li> <li>• Cosine rule</li> </ul>

<p>Science (Triple)</p>	<p>Biology</p> <ul style="list-style-type: none"> <li>• B1: Respiration and metabolic processes - complete the quizzes on Educake  <a href="https://my.educake.co.uk/assessment/24398157">https://my.educake.co.uk/assessment/24398157</a>  <a href="https://my.educake.co.uk/assessment/24399317">https://my.educake.co.uk/assessment/24399317</a>  <a href="https://www.focuselearning.co.uk/s/6j2g6iksrjsg">https://www.focuselearning.co.uk/s/6j2g6iksrjsg</a></li> <li>• Revise the food tests practicals  <a href="https://www.focuselearning.co.uk/s/3kf5fiuev803">https://www.focuselearning.co.uk/s/3kf5fiuev803</a>  <a href="https://my.educake.co.uk/assessment/24399191">https://my.educake.co.uk/assessment/24399191</a></li> <li>• B1: Photosynthesis - complete the quizzes on Educake  <a href="https://my.educake.co.uk/assessment/24398222">https://my.educake.co.uk/assessment/24398222</a>  <a href="https://my.educake.co.uk/assessment/24399242">https://my.educake.co.uk/assessment/24399242</a></li> <li>• Revise the photosynthesis practical  <a href="https://www.focuselearning.co.uk/s/6rrn6c1ue9w9">https://www.focuselearning.co.uk/s/6rrn6c1ue9w9</a></li> </ul> <p>Chemistry:</p> <ul style="list-style-type: none"> <li>• Module C2 – Elements, Compounds and Mixtures. Use the resources in the following folder to help you revise key areas of this topic <a href="#">C2 Elements, Compounds and Mixtures</a></li> <li>• Complete quizzes on Educake</li> </ul> <p>Physics</p> <p>Maths for science                  Complete quizzes on Educake:  <a href="https://my.educake.co.uk/assessment/24394888">https://my.educake.co.uk/assessment/24394888</a></p>
<p>Combined Science</p>	<p>Biology</p> <ul style="list-style-type: none"> <li>• B1: Respiration and metabolic processes - complete the quizzes on Educake  <a href="https://my.educake.co.uk/assessment/24398157">https://my.educake.co.uk/assessment/24398157</a>  <a href="https://my.educake.co.uk/assessment/24399317">https://my.educake.co.uk/assessment/24399317</a>  <a href="https://www.focuselearning.co.uk/s/6j2g6iksrjsg">https://www.focuselearning.co.uk/s/6j2g6iksrjsg</a></li> <li>• Revise the food tests practicals  <a href="https://www.focuselearning.co.uk/s/3kf5fiuev803">https://www.focuselearning.co.uk/s/3kf5fiuev803</a>  <a href="https://my.educake.co.uk/assessment/24399191">https://my.educake.co.uk/assessment/24399191</a></li> <li>• B1: Photosynthesis - complete the quizzes on Educake  <a href="https://my.educake.co.uk/assessment/24398222">https://my.educake.co.uk/assessment/24398222</a>  <a href="https://my.educake.co.uk/assessment/24399242">https://my.educake.co.uk/assessment/24399242</a></li> <li>• Revise the photosynthesis practical  <a href="https://www.focuselearning.co.uk/s/6rrn6c1ue9w9">https://www.focuselearning.co.uk/s/6rrn6c1ue9w9</a></li> </ul> <p>Chemistry:</p> <ul style="list-style-type: none"> <li>• Module C2 – Elements, Compounds and Mixtures. Use the resources in the following folder to help you revise key areas of this topic <a href="#">C2 Elements, Compounds and Mixtures</a></li> <li>• Complete quizzes on Educake</li> </ul> <p>Physics</p> <p>Maths for science  <a href="https://my.educake.co.uk/assessment/24394888">https://my.educake.co.uk/assessment/24394888</a></p>



	<p>History</p>	<p>Public Health Government responses The Nazi Dictatorship Filter all your knowledge on living conditions across the different periods.</p> <p>Medieval, Early Modern, Industrial and Modern</p> <p>Use revision guide pages – 9, 16, 21 and 29 And SENECA</p> <p>Nazis revision guide pages 115-117 <b>18 marker</b> National government has done more to improve people’s health since 1900 that it did during the Industrial Age of 1750-1900’. How far do you agree? Give reasons for your answer.</p> <p><b>7 mark</b> Source question A on page 7 of this revision guide.</p>
	<p>Geography</p>	<p><b><u>REMEMBER THAT YOU HAVE ALL OF YOUR BOOKS PLUS YOUR REVISION PACK</u></b></p> <p><b><u>Landscapes of the UK</u></b> <b><i>Go through revision materials made so far.</i></b> 1. Read through all of your work on rivers (apart from the river Tees case study) - <b>Any missing work can be found in the ‘mini revision guides’ – This can be found on the MLE under Y11 Geography Revision.</b></p> <p><b><i>2. Create cue cards/mind maps/use the Revision Clock to complete the following:</i></b></p> <ul style="list-style-type: none"> <li>• Describe the landscape/characteristics of the upper course</li> <li>• Explain how v-shaped valleys and waterfalls are formed.</li> <li>• Describe the landscape/characteristics of the middle course</li> <li>• Explain how meanders are formed (include slip-off slopes and river cliffs)</li> <li>• Describe the landscape/characteristics of the lower course</li> <li>• Explain how ox-bow lakes and floodplains are formed.</li> </ul> <p><b><i>Include diagrams for each feature you have done.</i></b></p> <p><b><i>Use exam questions from the OCR website, OCR Revision guide, Seneca to test yourself on your learning.</i></b></p>
	<p>Spanish</p>	<ul style="list-style-type: none"> <li>• Prepare a model answer to 1 role play and 1 photo card from the speaking revision booklet (12 minutes)</li> <li>• Practise model answers to the general conversation questions on your chosen theme (10 minutes x 6 sessions <b>minimum</b>)</li> <li>• Practise model answers to the general conversation questions on the other 2 themes (10 minutes x 6 sessions <b>minimum</b>)</li> <li>• Quizlet Writing/Speaking phrases set (15 minutes x 2 sessions minimum)</li> </ul>


RS	<p>Collate your notes; go through your book and ensure that it is neat and tidy and you are able to revise from it.</p> <p>Check the revision checklist and tick off the topics you are confident about/have already revised for. Create a revision plan for those topics you are still struggling with.</p>
Creative iMedia	<p>Understand audience research – watch the following video and make notes:  <a href="https://www.youtube.com/watch?v=N3apX99Bk-M">https://www.youtube.com/watch?v=N3apX99Bk-M</a>                  Explain what audience segmentation is and list different examples                  Watch the following video to help you:  <a href="https://www.youtube.com/watch?v=Gx5LUSIDcHU">https://www.youtube.com/watch?v=Gx5LUSIDcHU</a></p>
Performing Arts	<p>BTEC Performing Arts C3 Exam:</p> <ul style="list-style-type: none"> <li>• Prepare your bullet point notes, one page of A4 for each; ideas log and skills log.</li> <li>• Continue to work on final exam performance, learn lines, songs, dances and movements.</li> <li>• Be off script for after Easter.</li> <li>• Make notes on your milestone performance and final performance linked to your final evaluation.</li> </ul>
Art	<p>Ensure all of your coursework is being completed to the highest possible standard, allowing you to achieve above and beyond your target grade</p>
Business	<p>Access all of your work at the following link – keep up to date with revision week-by-week within each folder:</p> <p> <a href="#">GCSE Revision 2024</a></p>
DT	<p>Please see your class teacher for bespoke materials.</p>
Hospitality & Catering	<p>Please see your class teacher for bespoke materials.</p>
BTEC Sport	<p>No BTEC Sport session to be offered over Easter. A mock Sport exam will be undertaken in class lessons during your first week back. To ensure you are ready for this, you can:</p> <ul style="list-style-type: none"> <li>• Use your RAG rating document to identify any areas where you have gaps in your knowledge</li> <li>• Review content using your revision guide</li> <li>• Go through past paper questions</li> <li>• Review the exam tips on pages 65-75 in your revision guide</li> </ul>

	<p>Health &amp; Social Care</p>	<p>No session in school to be offered. However, mock paper to be completed in class lessons first week back. To ensure you are ready for attempting this, you can:</p> <ul style="list-style-type: none"> <li>• Use e-revision to repeatedly practice retrieval of knowledge – remember you can do the activities as many times as you like – little and often!</li> <li>• If you have the revision guide / flashcards – read through content (a small section at a time) and then practice retrieval with the flashcards.</li> </ul> <p>Practice papers – you have two of these and the mark schemes. Attempt the questions, self-mark and write in ‘perfect’ answers for those you didn’t get correct. You can take extra copies of the papers to then practise again on a different day.</p>
	<p>Computing</p>	<p>Each question is worth 6 marks</p> <p>Q1 Explain step by step how the number 8 would be found in the following list using a linear search: 12, 5, 3, 2, 8, 19, 14, 6</p> <p>Q2 Explain step by step how the number 2 would be found in the following list using a binary search: 1, 2, 3, 4, 5, 6, 7, 8, 9, 10</p> <p>Q3 Explain step by step how a merge sort would sort the following list of numbers: 4, 8, 5, 1, 3, 6, 7, 2</p> <p>Q4 How does the insertion sort work? <a href="https://www.youtube.com/watch?v=3DmmCq88EGY">https://www.youtube.com/watch?v=3DmmCq88EGY</a></p> <p>Use this website to help: <a href="https://www.csnews.com/eduqas2020-8-4-searchingsorting">https://www.csnews.com/eduqas2020-8-4-searchingsorting</a></p> <p>Watch the videos: Merge sort <a href="https://www.youtube.com/watch?v=QKUB6RvZJUA">https://www.youtube.com/watch?v=QKUB6RvZJUA</a> Searching algorithms <a href="https://www.youtube.com/watch?v=ZpFqAoO4YPc">https://www.youtube.com/watch?v=ZpFqAoO4YPc</a></p>
	<p>Music</p>	<p>Ensure you attend Catch-Up session on Monday 8<sup>th</sup> April 9.30-2.30 to complete any composition or performance work.</p>

Week Beginning	Subjects	Revision Tasks
Monday 15 <sup>th</sup> April 2024	English Language	<b>WEEK 3 LANGUAGE: P1 QUESTION 5</b>
	English Literature	<p><b>WEEK 3 LITERATURE:</b></p> <p><b>ANTHOLOGY POETRY – Highlight and annotate a blank copy of each poem and compare 3 quotations:</b> Follower and Climbing my grandfather</p> <p><b>Unseen poetry - Complete an unseen question</b></p> <p><b>DNA- PLAN a response to the question and explode the quotations. How does Kelly present ... The effect of Adam’s death? Consequences? Choices?</b></p> <p><b>MACBETH - PLAN a response to the question and explode quotations. How does Shakespeare present...Order/disorder (nature)? Good/Evil? /The supernatural?</b></p> <p><b>THE SIGN OF FOUR - PLAN a response to the question and explode the quotations. How does Conan Doyle present... Empire/imperialism?</b></p>
	Maths	<p>1. Complete the OCR Past Paper (given out in class).</p> <p>2. Use the 3 “Feedback Sheets” you received from your Mock assessments to revisit your personal target topics, using Independent Learning on:  <a href="https://sparxmaths.com/">https://sparxmaths.com/</a> (topic specific worked example clips and questions to try), or  <a href="https://corbettmaths.com/contents/">https://corbettmaths.com/contents/</a>(topic specific worked example clips and questions to try).</p> <p>Suggested Algebra topics to focus on for the final OCR examinations:</p> <p>Foundation</p> <ul style="list-style-type: none"> <li>• Equations &amp; identities</li> <li>• Solve linear equations</li> <li>• Solve simultaneous equations</li> <li>• Rearrange equations</li> </ul> <p>Foundation</p> <ul style="list-style-type: none"> <li>• Equations &amp; identities</li> <li>• Solve linear equations</li> <li>• Solve simultaneous equations</li> <li>• Rearrange equations</li> </ul>
Science (Triple)	<p>Biology</p> <ul style="list-style-type: none"> <li>• B2: Cell division, differentiation and stem cells - complete the quizzes on Educake <a href="https://my.educake.co.uk/assessment/24398303">https://my.educake.co.uk/assessment/24398303</a></li> <li>• B2: Osmosis practical - complete the quizzes on Educake <a href="https://my.educake.co.uk/assessment/24399363">https://my.educake.co.uk/assessment/24399363</a>  <a href="https://www.focuselearning.co.uk/s/6vjz68n19xsi">https://www.focuselearning.co.uk/s/6vjz68n19xsi</a></li> </ul>	

		<ul style="list-style-type: none"> <li>Practise exam technique by using the past papers available in the following folder <a href="#">Past paper (F)</a> or <a href="#">Past papers (H)</a></li> </ul> <p>Chemistry:</p> <ul style="list-style-type: none"> <li>Module C2 – Elements, Compounds and Mixtures. Use the resources in the following folder to help you revise key areas of this topic <a href="#">C2 Elements, Compounds and Mixtures</a></li> <li>Complete quizzes on Educake</li> </ul> <p>Physics</p> <p>P1: Matter (paper 1)</p> <ul style="list-style-type: none"> <li>P1.1 The particle model</li> <li>P1.2 Changes of state</li> <li>P1.3 Pressure</li> </ul> <p>Complete quizzes on Educake:  <a href="https://my.educake.co.uk/assessment/24395221">https://my.educake.co.uk/assessment/24395221</a>          Use resources from <a href="#">folder</a> (flashcards, past paper questions etc)</p>
	<p>Combined Science</p>	<p>Biology</p> <ul style="list-style-type: none"> <li>B2: Cell division, differentiation and stem cells - complete the quizzes on Educake <a href="https://my.educake.co.uk/assessment/24398303">https://my.educake.co.uk/assessment/24398303</a></li> <li>B2: Osmosis practical - complete the quizzes on Educake <a href="https://my.educake.co.uk/assessment/24399363">https://my.educake.co.uk/assessment/24399363</a>  <a href="https://www.focuselearning.co.uk/s/6vjz68n19xsi">https://www.focuselearning.co.uk/s/6vjz68n19xsi</a></li> <li>Practise exam technique by using the past papers available in the following folder <a href="#">Foundation Past Papers</a> or <a href="#">Higher Past papers</a></li> </ul> <p>Chemistry:</p> <ul style="list-style-type: none"> <li>Module C2 – Elements, Compounds and Mixtures. Use the resources in the following folder to help you revise key areas of this topic <a href="#">C2 Elements, Compounds and Mixtures</a></li> <li>Complete quizzes on Educake</li> </ul> <p>Physics</p> <p>P1: Matter (paper 1)</p> <ul style="list-style-type: none"> <li>P1.1 The particle model</li> <li>P1.2 Changes of state</li> </ul> <p>Complete quizzes on Educake:  <a href="https://my.educake.co.uk/assessment/24396413">https://my.educake.co.uk/assessment/24396413</a>          Use resources from <a href="#">folder</a> (flashcards, past paper questions etc)</p>
	<p>History</p>	<p>America          Settlement and Conflict on the Plains          Filter all your knowledge on living conditions across the different periods.</p> <p>Use revision guide pages – 68-71  <b>10-mark question</b>          Why did the building of the railroads have such a big impact on the Plains?          Explain your answer with examples.</p>

<p>Geography</p>	<p><b><u>REMEMBER THAT YOU HAVE ALL OF YOUR BOOKS PLUS YOUR REVISION PACK</u></b></p> <p><b><u>Landscapes of the UK</u></b>  <i>Go through revision materials made so far.</i>                      1. Read through all of your work on coasts including the Holderness case study - <b>Any missing work can be found in the ‘mini revision guides’</b>                      2. <b>Create cue cards/mind maps/use the Revision Clock to complete the following:</b></p> <ul style="list-style-type: none"> <li>• How longshore drift works</li> <li>• The formation of headlands and bays; stacks; beaches; spits.</li> <li>• Complete the case study template on the Holderness coastline from your <b>revision pack</b>.</li> </ul> <p>Answer the following question:</p> <p><b>Examine how human activity has had an impact on a coastline that you have studied (12 marks).</b></p> <p><b>Use exam questions from the OCR website, OCR Revision guide, Seneca to test yourself on your learning.</b></p>		
<p>Spanish</p>	<p style="text-align: center;"><b>SPEAKING EXAM NEXT WEEK</b></p> <ul style="list-style-type: none"> <li>• Prepare a model answer to 1 role play and 1 photo card from the speaking revision booklet (12 minutes)</li> <li>• Practise model answers to the general conversation questions on your chosen theme (10 minutes x 6 sessions <b>minimum</b>)</li> <li>• Practise model answers to the general conversation questions on the other 2 themes (10 minutes x 6 sessions <b>minimum</b>)</li> <li>• Quizlet Writing/Speaking phrases set (15 minutes x 2 sessions minimum)</li> </ul>		
<p>RS</p>	<p>Ms Devine</p> <p>Complete Theme B Seneca assignment and Theme B key word revision.</p>	<p>Miss Waseem</p> <p>Complete Theme B Seneca assignment and Theme B key word revision.</p>	<p>Mrs Silvester</p> <p>Revise Buddhist Beliefs – focus on key words.</p>
<p>Creative iMedia</p>	<p>Watch the regulation, certification and classification video. Make notes  <a href="https://www.youtube.com/watch?v=aH7MIKAVsYw">https://www.youtube.com/watch?v=aH7MIKAVsYw</a></p>		
<p>Performing Arts</p>	<p>BTEC Performing Arts C3 Exam:</p> <ul style="list-style-type: none"> <li>• Prepare your bullet point notes, one page of A4 for each; ideas log and skills log.</li> <li>• Continue to work on final exam performance, learn lines, songs, dances and movements.</li> <li>• Be off script.</li> <li>• Make notes on your milestone performance and final performance linked to your final evaluation.</li> </ul>		

Art	Ensure all of your coursework is being completed to the highest possible standard, allowing you to achieve above and beyond your target grade
Business	<p>Access all of your work at the following link – keep up to date with revision week-by-week within each folder:</p> <p> <a href="#">GCSE Revision 2024</a></p>
DT	Please see your class teacher for bespoke materials.
Hospitality & Catering	Please see your class teacher for bespoke materials.
BTEC Sport	<ul style="list-style-type: none"> <li>• Use your RAG rating document to identify any areas where you have gaps in your knowledge</li> <li>• Review content using your revision guide</li> <li>• Go through past paper questions</li> <li>• Review the exam tips on pages 65-75 in your revision guide</li> </ul>
Health & Social Care	<p>Mock paper to be completed over two class lessons and then if you have a third lesson this will be live marked as a class – take the paper home and practise questions that were not answered well, starting with the lower mark questions. Write out the questions and answers in your book.</p> <p>Create a resource such as a cue card to practise the knowledge for 3 questions that you scored less well on.</p> <p>Later in the week revisit and practise with the resource you made.</p>
Computing	<p>Read the website tips on writing algorithms  <a href="https://www.csnewbs.com/eduqas2020-8-3-writingalgorithms">https://www.csnewbs.com/eduqas2020-8-3-writingalgorithms</a>  Remember my top tips: 1. Declare variable names and data types, 2. List inputs, 3. Any calculations (include IF, FOR etc), 4. List outputs</p> <p>Q1. A violin player performs a piece of music 8 times. They record a score out of 5 how well they think they performed after each attempt.</p> <p>Write an algorithm using pseudocode that allows the violinist to enter the 8 scores and displays the highest score, lowest score and average score. An example score is 3.7. [10]</p> <p>2. A cyclist wants a program to be made that allows them to enter how many laps of a circuit they have made and the time in seconds for each lap. For example, they may enter 3 laps, with times of 20.3, 23.4 and 19.8 seconds.</p> <p>The program should output the quickest lap time, slowest lap time, total amount of time spent cycling and the average lap time. Create an algorithm using pseudocode for this scenario. [10]</p> <p>Use this video to help:  <a href="https://www.youtube.com/watch?v=szSz8b49RbE">https://www.youtube.com/watch?v=szSz8b49RbE</a></p>


	Music	Revise general DR PATT SMITH elements of music and their definitions. Ensure you know and can list <b>at least</b> 3 key examples of each. E.g. Texture: the layers of the music and how they are put together. Examples: homophonic, monophonic, polyphonic, melody & accompaniment, call & response.



Week Beginning	Subjects	Revision Tasks
Monday 22 <sup>nd</sup> April 2024	English Language	<b>WEEK 4 LANGUAGE:</b> PAPER 2 QUESTION 2 AND 3
	English Literature	<p><b>WEEK 4 LITERATURE:</b></p> <p><b>ANTHOLOGY POETRY – Highlight and annotate a blank copy of each poem and compare 3 quotations:</b> When we two Parted and Neutral Tones</p> <p><b>Unseen poetry - Complete an unseen question</b></p> <p><b>DNA- PLAN a response to the question and explode the quotations you would use. How does Kelly present ... Morality and the law?</b></p> <p><b>MACBETH - PLAN a response to the question and explode the quotations. How does Shakespeare present...Relationships? Male/female roles?</b></p> <p><b>THE SIGN OF FOUR - PLAN a response to the question and explode the quotations you would use. How does Conan Doyle present... Evil and justice?</b></p>
	Maths	<ol style="list-style-type: none"> <li>1. Complete the OCR Past Paper (given out in class).</li> <li>2. Use the 3 “Feedback Sheets” you received from your Mock assessments to revisit your personal target topics, using Independent Learning on:  <a href="https://sparxmaths.com/">https://sparxmaths.com/</a> (topic specific worked example clips and questions to try), or  <a href="https://corbettmaths.com/contents/">https://corbettmaths.com/contents/</a>(topic specific worked example clips and questions to try).</li> </ol> <p>Suggested Probability topics to focus on for the final OCR examinations:</p> <p>Foundation</p> <ul style="list-style-type: none"> <li>• Relative frequency</li> <li>• Listing outcomes</li> <li>• Tree diagrams</li> </ul> <p>Higher</p> <ul style="list-style-type: none"> <li>• Relative frequency</li> <li>• Tree Diagrams</li> <li>• Venn diagrams &amp; sets</li> </ul>
Science (Triple)	<p>Biology</p> <ul style="list-style-type: none"> <li>• B2: Animal and Plant Transport - complete the quizzes on Educake  <a href="https://my.educake.co.uk/assessment/24398395">https://my.educake.co.uk/assessment/24398395</a>  <a href="https://www.focuselearning.co.uk/s/22cedjxnkm7k">https://www.focuselearning.co.uk/s/22cedjxnkm7k</a>  <a href="https://www.focuselearning.co.uk/s/1vh4wye875pc">https://www.focuselearning.co.uk/s/1vh4wye875pc</a></li> <li>• Practise exam technique by using the past papers available in the following folder <a href="#">Past paper (F)</a> or <a href="#">Past papers (H)</a></li> </ul> <p>Chemistry:</p>	

		<ul style="list-style-type: none"> <li>• Module C3 – Chemical Reactions. Use the resources in the following folder to help you revise key areas of this topic <a href="#">C3 Chemical Reactions</a></li> <li>• Complete quizzes on Educake</li> </ul> <p>Physics P2: Forces (paper 1)</p> <ul style="list-style-type: none"> <li>- P2.1 Motion</li> <li>- P2.2 Newton’s Laws</li> <li>- P2.3 Forces in action</li> </ul> <p>Complete quizzes on Educake: <a href="https://my.educake.co.uk/assessment/24395103">https://my.educake.co.uk/assessment/24395103</a> Use resources from <a href="#">folder</a> (flashcards, past paper questions etc)</p>
<p>Combined Science</p>		<p>Biology</p> <ul style="list-style-type: none"> <li>• B2: Animal and Plant Transport - complete the quizzes on Educake <a href="https://my.educake.co.uk/assessment/24398395">https://my.educake.co.uk/assessment/24398395</a> <a href="https://www.focuselearning.co.uk/s/22cedjxnkm7k">https://www.focuselearning.co.uk/s/22cedjxnkm7k</a> <a href="https://www.focuselearning.co.uk/s/1vh4wye875pc">https://www.focuselearning.co.uk/s/1vh4wye875pc</a></li> <li>• Practise exam technique by using the past papers available in the following folder <a href="#">Foundation Past Papers</a> or <a href="#">Higher Past papers</a></li> </ul> <p>Chemistry:</p> <ul style="list-style-type: none"> <li>• Module C3 – Chemical Reactions. Use the resources in the following folder to help you revise key areas of this topic <a href="#">C3 Chemical Reactions</a></li> <li>• Complete quizzes on Educake</li> </ul> <p>Physics P2: Forces (paper 1)</p> <ul style="list-style-type: none"> <li>- P2.1 Motion</li> <li>- P2.2 Newton’s Laws</li> <li>- P2.3 Forces in action</li> </ul> <p>Complete quizzes on Educake: <a href="https://my.educake.co.uk/assessment/24396770">https://my.educake.co.uk/assessment/24396770</a> Use resources from <a href="#">folder</a> (flashcards, past paper questions etc)</p>
<p>History</p>		<p>Normans Control America 1877-1900 Filter all your knowledge on living conditions across the different periods.</p> <p>Use revision guide pages: Normans – 92-94 America – 73-76</p> <p><b>20-mark question</b></p> <p>In her 1996 History magazine article ‘The Trauma of 1066’, historian Elizabeth von Houts argued that the Norman Conquest had ‘a catastrophic impact on the English population’. How far do you agree with this view of the impact of the Norman Conquest on English society to 1087?</p>

Geography	<p><b><u>REMEMBER THAT YOU HAVE ALL OF YOUR BOOKS PLUS YOUR REVISION PACK</u></b></p> <p><b><u>People of the UK</u></b></p> <p>1. Read through ‘The UK’s trading partners (imports and exports), ‘The UK – A Diverse and Unequal Country,’ ‘UK Development,’ ‘Causes of Unequal Development’ and the Sheffield case study.’</p> <p>2. <b><i>Create cue cards/mind maps/use the Revision Clock to complete the following:</i></b></p> <ul style="list-style-type: none"> <li>• Who the UK trades with, what it trades and why; what primary, secondary, tertiary, quaternary industry is and how this has changed over time; what government policy, development and infrastructure mean; why there is a north-south divide in the UK and how do we know? What are the causes of uneven development?</li> <li>• Complete the revision template on Sheffield. <b>This can be found in your revision pack.</b></li> <li>• Focus on the <b>challenges (waste, transport, housing) what is EACH challenge? Make sure that you know your AO1.</b></li> </ul> <p><b><i>Use exam questions from the OCR website, OCR Revision guide, Seneca to test yourself on your learning.</i></b></p>		
Spanish	<p style="text-align: center;"><b>SPEAKING EXAM THIS WEEK!</b></p> <ul style="list-style-type: none"> <li>• Prepare a model answer to 1 role play and 1 photo card from the speaking revision booklet (12 minutes)</li> <li>• Practise answers to general conversation answers on all themes.</li> <li>• Quizlet Writing/Speaking phrases set (15 minutes x 2 sessions)</li> <li>• Quizlet JACOIN set</li> <li>• Quizlet Adjectives set</li> </ul>		
RS	<p>Ms Devine</p> <p>Complete Buddhist beliefs Seneca assignment and Buddhist belief key word revision.</p>	<p>Miss Waseem</p> <p>Complete Buddhist beliefs Seneca assignment and Buddhist belief key word revision.</p>	<p>Mrs Silvester</p> <p>Complete Buddhist beliefs Seneca assignment.</p>
Creative iMedia	<p>Analyse what makes an effective mind map, mood board and storyboard. Create a list Use the videos to help <a href="https://www.youtube.com/watch?v=ikBez0vouf4">https://www.youtube.com/watch?v=ikBez0vouf4</a> video 1 <a href="https://www.youtube.com/watch?v=UtccQXiBTtI">https://www.youtube.com/watch?v=UtccQXiBTtI</a> video 2</p> <p>Watch the video on flowcharts and scripts <a href="https://www.youtube.com/watch?v=h6Ruf236xrl">https://www.youtube.com/watch?v=h6Ruf236xrl</a></p>		
Performing Arts	<p>BTEC Performing Arts C3 Exam:</p> <ul style="list-style-type: none"> <li>• Prepare your bullet point notes, one page of A4 for each; ideas log and skills log.</li> </ul>		

		<ul style="list-style-type: none"> <li>• Continue to work on final exam performance, learn lines, songs, dances and movements.</li> <li>• Be off script.</li> <li>• Make notes on your milestone performance and final performance linked to your final evaluation.</li> </ul>
Art		Ensure all of your coursework is being completed to the highest possible standard, allowing you to achieve above and beyond your target grade
Business		<p>Access all of your work at the following link – keep up to date with revision week-by-week within each folder:</p> <p> <a href="#">GCSE Revision 2024</a></p>
DT		Please see your class teacher for bespoke materials.
Hospitality & Catering		Please see your class teacher for bespoke materials.
BTEC Sport		<ul style="list-style-type: none"> <li>• Use your RAG rating document to identify any areas where you have gaps in your knowledge</li> <li>• Review content using your revision guide</li> <li>• Go through past paper questions</li> <li>• Review the exam tips on pages 65-75 in your revision guide</li> </ul>
Health & Social Care		Revisit LAB: Physiological and lifestyle indicators. Practise your healthy and low/high readings for BP, pulse rate, BMI. Ask a family member to quiz you each morning until you can reel them off with no errors.
Computing		<p>Watch the videos then answer the questions:</p> <p>Client server vs peer to peer – what is the difference?  <a href="https://www.youtube.com/watch?v=pGGDdKZvYpl">https://www.youtube.com/watch?v=pGGDdKZvYpl</a></p> <p>What is SQL?  <a href="https://www.youtube.com/watch?v=Y0vL_bsUXiU">https://www.youtube.com/watch?v=Y0vL_bsUXiU</a></p> <p>What are tools of an IDE?  <a href="https://www.youtube.com/watch?v=TuShbzbwaac">https://www.youtube.com/watch?v=TuShbzbwaac</a></p>
Music		<p><b><u>Revise AOS1: Western Classical Music 1650-1910.</u></b></p> <p>This includes: Baroque Coronation Anthems &amp; Oratorios, Orchestral music of Mozart, Beethoven, and Haydn, Romantic Requiem, and Romantic Piano music of Chopin and Schumann.</p> <p>Listen to examples and revise key/common features of each genre (try to link to DR PATT SMITH elements)</p>




Week Beginning	Subjects	Revision Tasks
Monday 29 <sup>th</sup> April 2024	English Language	<b>WEEK 5 LANGUAGE: PAPER 2 QUESTION 4</b>
	English Literature	<p><b>WEEK 5 LITERATURE:</b></p> <p><b>ANTHOLOGY POETRY – Highlight and annotate a blank copy of each poem and compare 3 quotations:</b> Eden Rock and Before you were mine</p> <p><b>Unseen poetry - Complete an unseen question</b></p> <p><b>DNA- PLAN a response to the question and explode the quotations you would use. How does Kelly present ... Leaders? Strengths and weaknesses?</b></p> <p><b>MACBETH - PLAN a response to the question and explode the quotations you would use. How does Shakespeare present...Honour/bravery?</b></p> <p><b>THE SIGN OF FOUR - PLAN a response to the question and explode the quotations. How does Conan Doyle present... Settings? Gothic/symbolism of light and dark?</b></p>
	Maths	<ol style="list-style-type: none"> <li>1. Complete the OCR Past Paper (given out in class).</li> <li>2. Use the 3 “Feedback Sheets” you received from your Mock assessments to revisit your personal target topics, using Independent Learning on:  <a href="https://sparxmaths.com/">https://sparxmaths.com/</a> (topic specific worked example clips and questions to try), or  <a href="https://corbettmaths.com/contents/">https://corbettmaths.com/contents/</a>(topic specific worked example clips and questions to try).</li> </ol> <p>Suggested Ratio/Proportion topics to focus on for the final OCR examinations:</p> <p>Foundation</p> <ul style="list-style-type: none"> <li>• Share in a ratio</li> <li>• Calculate with proportions</li> <li>• Inverse proportion</li> </ul> <p>Higher</p> <ul style="list-style-type: none"> <li>• Use ratio</li> <li>• Solve ratio &amp; proportion problems</li> <li>• Algebraic direct &amp; inverse proportion</li> </ul>
Science (Triple)	<p>Biology</p> <ul style="list-style-type: none"> <li>• B3: The Nervous system, the eye and the Brain - complete the quizzes on Educake <a href="https://my.educake.co.uk/assessment/24398483">https://my.educake.co.uk/assessment/24398483</a></li> <li>• Revise the reactions time practical <a href="https://www.focuselearning.co.uk/s/hkcg0w9ocwd">https://www.focuselearning.co.uk/s/hkcg0w9ocwd</a></li> </ul>	

		<ul style="list-style-type: none"> <li>• B3: The Endocrine System, reproductive hormones, contraception and IVF - complete the quizzes on Educake <a href="https://my.educake.co.uk/assessment/24398558">https://my.educake.co.uk/assessment/24398558</a></li> <li>• Practise exam technique by using the past papers available in the following folder <a href="#">Past paper (F)</a> or <a href="#">Past papers (H)</a></li> </ul> <p>Chemistry:</p> <ul style="list-style-type: none"> <li>• Module C3 – Chemical Reactions. Use the resources in the following folder to help you revise key areas of this topic <a href="#">C3 Chemical Reactions</a></li> <li>• Complete quizzes on Educake</li> </ul> <p>Physics</p> <p>P2: Forces (paper 1)</p> <ul style="list-style-type: none"> <li>- P2.1 Motion</li> <li>- P2.2 Newton’s Laws</li> <li>- P2.3 Forces in action</li> </ul> <p>Complete quizzes on Educake: <a href="https://my.educake.co.uk/assessment/24395103">https://my.educake.co.uk/assessment/24395103</a></p> <p>Use resources from <a href="#">folder</a> (flashcards, past paper questions etc)</p>
	<p>Combined Science</p>	<p>Biology</p> <ul style="list-style-type: none"> <li>• B3: The Nervous system - complete the quizzes on Educake <a href="https://my.educake.co.uk/assessment/24432687">https://my.educake.co.uk/assessment/24432687</a></li> <li>• Revise the reactions time practical <a href="https://www.focuselearning.co.uk/s/hkcg0w9ocwd">https://www.focuselearning.co.uk/s/hkcg0w9ocwd</a></li> <li>• B3: The Endocrine System, reproductive hormones, contraception and IVF - complete the quizzes on Educake <a href="https://my.educake.co.uk/assessment/24398558">https://my.educake.co.uk/assessment/24398558</a></li> <li>• Practise exam technique by using the past papers available in the following folder <a href="#">Foundation Past Papers</a> or <a href="#">Higher Past papers</a></li> </ul> <p>Chemistry:</p> <ul style="list-style-type: none"> <li>• Module C3 – Chemical Reactions. Use the resources in the following folder to help you revise key areas of this topic <a href="#">C3 Chemical Reactions</a></li> <li>• Complete quizzes on Educake</li> </ul> <p>Physics</p> <p>P2: Forces (paper 1)</p> <ul style="list-style-type: none"> <li>- P2.1 Motion</li> <li>- P2.2 Newton’s Laws</li> <li>- P2.3 Forces in action</li> </ul> <p>Complete quizzes on Educake: <a href="https://my.educake.co.uk/assessment/24396770">https://my.educake.co.uk/assessment/24396770</a></p> <p>Use resources from <a href="#">folder</a> (flashcards, past paper questions etc)</p>
	<p>History</p>	<p>Nazi Control and Opposition and Changing German Lives Filter all your knowledge on why the Nazis came to power and Use revision guide pages – 118-121 and 122-124</p> <p>And SENECA</p>


<p>Geography</p>	<p><b><u>REMEMBER THAT YOU HAVE ALL OF YOUR BOOKS PLUS YOUR REVISION PACK</u></b></p> <p><b><u>People of the UK</u></b>  <b><i>Go through revision materials made so far.</i></b>          1. Read through the rest of your work on 'People of the UK – <b><i>remember mini-revision guides!</i></b>          2. <b><i>Create cue cards/mind maps/use the Revision Clock to complete the following:</i></b></p> <ul style="list-style-type: none"> <li>• The DTM; population pyramids; UK ageing population and its impacts; Immigration to the UK and its impacts; what is suburbanisation and why is it happening; counter-urbanisation – what is it and why is it happening; Re-urbanisation – what is it and why is it happening; urban land use in a UK city;</li> <li>• Create a revision sheet on Sheffield: The Lower Don Valley <b><i>The sheet is in your revision pack.</i></b></li> </ul> <p><b><i>Use exam questions from the OCR website, OCR Revision guide, Seneca to test yourself on your learning.</i></b></p>
<p>Spanish</p>	<ul style="list-style-type: none"> <li>• F – Complete a written photocard activity (4 x short sentences) and a timed 40-word question (10 minutes). Give to your teacher to mark.</li> <li>• H – Complete a timed 90-word question (20 minutes). <b>Give to your teacher to mark.</b></li> <li>• Complete 10 reading and 10 listening activities from your revision guide / ExamPro booklet, looking up unknown words and adding to your unknown vocabulary list.</li> <li>• Quizlet Module 1 revision set (15 minutes x 2 sessions)</li> </ul>
<p>RS</p>	<p>Continue to revise all of paper 1 (Christian and Buddhist beliefs and practices) as your exam is on Thursday next week!</p>
<p>Creative iMedia</p>	<p>Consolidate your knowledge – see your teacher to ensure your coursework folder is up to date.</p>
<p>Performing Arts</p>	<p>BTEC Performing Arts C3 Exam:</p> <ul style="list-style-type: none"> <li>• Prepare your bullet point notes, one page of A4 for each; ideas log and skills log.</li> <li>• Continue to work on final exam performance, learn lines, songs, dances and movements.</li> <li>• Be off script.</li> <li>• Make notes on your milestone performance and final performance linked to your final evaluation.</li> </ul>
<p>Art</p>	<p>Ensure all of your coursework is being completed to the highest possible standard, allowing you to achieve above and beyond your target grade</p>



Business	<p>Access all of your work at the following link – keep up to date with revision week-by-week within each folder:</p> <p> <a href="#">GCSE Revision 2024</a></p>
DT	Please see your class teacher for bespoke materials.
Hospitality & Catering	Please see your class teacher for bespoke materials.
BTEC Sport	<ul style="list-style-type: none"> <li>• Use your RAG rating document to identify any areas where you have gaps in your knowledge</li> <li>• Review content using your revision guide</li> <li>• Go through past paper questions</li> <li>• Review the exam tips on pages 65-75 in your revision guide</li> </ul>
Health & Social Care	<p>LAC: Revisit ‘recommendations, actions, barriers and obstacles.’</p> <p>Use the additional practise questions that your teacher will supply to recap these areas.</p> <p>Try the Tutor2u livestream replays which can be found here:  <a href="https://www.tutor2u.net/hsc/live/archive?level=btec-tech-award">https://www.tutor2u.net/hsc/live/archive?level=btec-tech-award</a> - each is around 45 minutes long, so you might try to do just 1 this week. Make sure you have a pen and paper handy for the interactive tasks.</p>
Computing	<p>Watch the video then answer the questions:</p> <p>What is defensive design?  <a href="https://www.youtube.com/watch?v=pnc56c88kxl">https://www.youtube.com/watch?v=pnc56c88kxl</a></p> <p>What is maintainability?  <a href="https://www.youtube.com/watch?v=is9EPXXX2BY">https://www.youtube.com/watch?v=is9EPXXX2BY</a></p>
Music	<p><b>Revise AOS2: Pop</b></p> <p>This includes: 1960s/70s Rock music, Musical Theatre/Broadway 1950-1990, Film/game music, Pop since 1990s.</p> <p>Listen to examples and revise key/common features of each genre (try to link to DR PATT SMITH elements)</p>

Week Beginning	Subjects	Revision Tasks
Monday 6 <sup>th</sup> May 2024  <b>(FIRST FORMAL GCSE EXAMS BEGIN)</b>	English Language	<b>WEEK 6 LANGUAGE: PAPER 2 QUESTION 5</b>
	English Literature	<b>WEEK 6 LITERATURE:</b>  <b>ANTHOLOGY POETRY – Highlight and annotate a blank copy of each poem and compare 3 quotations: Farmer’s Bride and Porphyria’s Lover</b>  <b>Unseen poetry - Complete an unseen question</b>  <b>DNA- PLAN a response to the question and explode the quotations you would use. How does Kelly present ... Settings?</b>  <b>MACBETH - PLAN a response to the question and explode the quotations you would use. How does Shakespeare present...Reality and appearances?</b>  <b>THE SIGN OF FOUR - PLAN a response to the question and explode the quotations. How does Conan Doyle present... Men and women? Relationships?</b>
	Maths	1. Complete the OCR Past Paper (given out in class). 2. Use the 3 “Feedback Sheets” you received from your Mock assessments to revisit your personal target topics, using Independent Learning on: <a href="https://sparxmaths.com/">https://sparxmaths.com/</a> (topic specific worked example clips and questions to try), or <a href="https://corbettmaths.com/contents/">https://corbettmaths.com/contents/</a> (topic specific worked example clips and questions to try).  Suggested Graphs topics to focus on for the final OCR examinations:  Foundation <ul style="list-style-type: none"> <li>• Equation of a straight line</li> <li>• Quadratic graphs</li> <li>• Graphs of real-world contexts</li> </ul> Higher <ul style="list-style-type: none"> <li>• Features of graphs</li> <li>• Drawing &amp; interpreting graphs</li> <li>• Trigonometric graphs</li> <li>• Transformations of graphs</li> </ul>
Science (Triple)	Biology <ul style="list-style-type: none"> <li>• B3: Homeostasis - complete the quizzes on Educake <a href="https://my.educake.co.uk/assessment/24398637">https://my.educake.co.uk/assessment/24398637</a></li> <li>• B3: Plant Hormones - complete the quizzes on Educake <a href="https://my.educake.co.uk/assessment/24398667">https://my.educake.co.uk/assessment/24398667</a></li> <li>• Practise exam technique by using the past papers available in the following folder <a href="#">Past paper (F)</a> or <a href="#">Past papers (H)</a></li> </ul> Chemistry:	


		<ul style="list-style-type: none"> <li>• Practise exam technique by using the past papers available in the following folder <a href="#">Paper 1</a></li> <li>• Utilise the mark schemes to identify the types of responses required for each type of question and to show you the layout for complex calculations</li> <li>• Complete quizzes on Educake</li> </ul> <p>Physics P4 – Magnetism and magnetic fields (paper 1)</p> <ul style="list-style-type: none"> <li>- P4.1 Magnets and magnetic fields</li> <li>- P4.2 Uses of magnetism</li> </ul> <p>Complete quizzes on Educake: <a href="https://my.educake.co.uk/assessment/24395405">https://my.educake.co.uk/assessment/24395405</a> Use resources from <a href="#">folder</a> (flashcards, past paper questions etc)</p>
	<p>Combined Science</p>	<p>Biology</p> <ul style="list-style-type: none"> <li>• B3: Homeostasis, insulin and diabetes - complete the quizzes on Educake <a href="https://my.educake.co.uk/assessment/24432804">https://my.educake.co.uk/assessment/24432804</a></li> <li>• Practise exam technique by using the past papers available in the following folder <a href="#">Foundation Past Papers</a> or <a href="#">Higher Past papers</a></li> </ul> <p>Chemistry:</p> <ul style="list-style-type: none"> <li>• Practise exam technique by using the past papers available in the following folder <a href="#">Past Papers</a></li> <li>• Utilise the mark schemes to identify the types of responses required for each type of question and to show you the layout for complex calculations</li> <li>• Complete quizzes on Educake</li> </ul> <p>Physics P3 – Magnetism (paper 1)</p> <ul style="list-style-type: none"> <li>- P3.3 Magnets and magnetic fields</li> </ul> <p>Complete quizzes on Educake: <a href="https://my.educake.co.uk/assessment/24396797">https://my.educake.co.uk/assessment/24396797</a> Use resources from <a href="#">folder</a> (flashcards, past paper questions etc)</p>
	<p>History</p>	<p>Conisbrough Plan exam questions from memory – 1 per section of the course RAG rate all Conisbrough questions and plan any that are red – you will be handed these by your teacher.</p> <p>RAG rate all Public Health Questions and plan any that are red – you will be handed these by your teacher.</p>
	<p>Geography</p>	<p><b><u>REMEMBER THAT YOU HAVE ALL OF YOUR BOOKS PLUS YOUR REVISION PACK</u></b></p> <p><b><u>The UK Environment</u></b> <b><i>Go through revision materials made so far.</i></b></p> <ol style="list-style-type: none"> <li>1. Read through the first half of the unit.</li> <li>2. <b><i>Create cue cards/mind maps/use the Revision Clock to complete the following:</i></b></li> </ol>

	<ul style="list-style-type: none"> <li>• The weather of the UK and how it happens;</li> <li>• Weather events – The Heatwave of 2003,</li> <li>• ‘The Somerset Levels floods: Flooding caused by an extreme weather event’ (<b>complete the case study sheet found in your revision pack</b>)</li> <li>• where do we get our a) food b) energy c) water from?</li> <li>• What is non-renewable energy and what do we use (advantages and disadvantages);</li> <li>• What is renewable energy and what do we use (advantages and disadvantages).</li> </ul> <p><b>Use exam questions from the OCR website, OCR Revision guide, Seneca to test yourself on your learning.</b></p>
Spanish	<ul style="list-style-type: none"> <li>• F – Complete a 90-word timed (40 minutes) writing task from the writing revision booklet <b>give it your teacher to mark</b></li> <li>• H – Complete a 150-word timed (45 minutes) writing task from the writing revision booklet <b>give it your teacher to mark</b></li> <li>• Complete 10 reading and 10 listening activities from your revision guide / ExamPro booklet, looking up unknown words and adding to your unknown vocabulary list.</li> <li>• Quizlet Module 2 revision set (15 minutes x 2 sessions)</li> </ul>
RS	Continue to revise all of paper 1 (Christian and Buddhist beliefs and practices) as your exam is on Thursday this week!
Creative iMedia	Consolidate your knowledge – see your teacher to ensure your coursework folder is up to date.
Performing Arts	<p>BTEC Performing Arts C3 Exam:</p> <ul style="list-style-type: none"> <li>• Prepare your bullet point notes, one page of A4 for each; ideas log and skills log.</li> <li>• Continue to work on final exam performance, learn lines, songs, dances and movements.</li> <li>• Be off script.</li> <li>• Make notes on your milestone performance and final performance linked to your final evaluation.</li> </ul>
Art	Ensure all of your coursework is being completed to the highest possible standard, allowing you to achieve above and beyond your target grade
Business	<p>Access all of your work at the following link – keep up to date with revision week-by-week within each folder:</p> <p> <a href="#">GCSE Revision 2024</a></p>
DT	Please see your class teacher for bespoke materials.

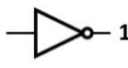
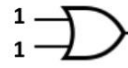


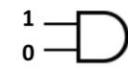


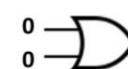

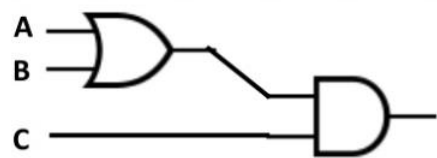
<p>Hospitality &amp; Catering</p>	<p>Please see your class teacher for bespoke materials.</p>
<p>BTEC Sport</p>	<p><b><u>Exam this week – Thursday 9<sup>th</sup> May 2024</u></b></p> <p>Use your RAG rating document to identify any areas where you have gaps in your knowledge</p> <ul style="list-style-type: none"> <li>• Review content using your revision guide</li> <li>• Go through past paper questions</li> <li>• Review the exam tips on pages 65-75 in your revision guide</li> </ul>
<p>Health &amp; Social Care</p>	<p>Monday – revisit wishes, needs and circumstances and person-centred approach.</p> <p><b>Health and Social Care exam 7<sup>th</sup> May (am) – 2-hour paper.</b></p>
<p>Computing</p>	<p>Watch the operating systems and make notes</p> <p>Part 1:  <a href="https://www.youtube.com/watch?v=88WxEN8edZQ">https://www.youtube.com/watch?v=88WxEN8edZQ</a></p> <p>Part 2:  <a href="https://www.youtube.com/watch?v=R5GGhHfvit4">https://www.youtube.com/watch?v=R5GGhHfvit4</a></p> <p>Now compare this to utility software  <a href="https://www.youtube.com/watch?v=akwVWPiplkA">https://www.youtube.com/watch?v=akwVWPiplkA</a></p>
<p>Music</p>	<p><b><u>Revise AOS3: Traditional</u></b></p> <p>This includes: Blues, African/Caribbean Fusion, Latin American, Contemporary British Folk.</p> <p>Listen to examples and revise key/common features of each genre (try to link to DR PATT SMITH elements)</p>

Week Beginning	Subjects	Revision Tasks
Monday 13 <sup>th</sup> May 2024	English Language	Prepare thoroughly for your English Literature exam this week.
	English Literature	<p><b>Week 7 and 8 LITERATURE: Lit Paper 1 13<sup>th</sup> May (Macbeth + SO4)</b></p> <ul style="list-style-type: none"> <li>• Re-Read both texts.</li> <li>• Revise Key Character, plot, and quotes.</li> <li>• Use your quiz booklets.</li> </ul> <p><b>Week 7 and 8 LITERATURE: Lit Paper 2 Monday 20<sup>th</sup> May (DNA, ANTHOLOGY POETRY, UNSEEN POETRY)</b></p> <p><b>Continue from last week</b></p> <p><b>ANTHOLOGY POETRY - Highlight and annotate a blank copy of each poem and compare 3 quotations: Love’s Philosophy, Sonnet 29 and Singh Song!</b></p> <p><b>Unseen poetry - Complete an unseen question</b></p> <p><b>DNA- PLAN a response to the question and explode the quotations you would use. How does Kelly present ... Male and female characters?</b></p>
	Maths	<p><b>1. See your maths teacher to collect topic suggestions based on what has already come up on the first paper – after Thursday 16<sup>th</sup>.</b></p> <p><b>2. Continue to use the 3 “Feedback Sheets” you received from your Mock assessments to revisit your personal target topics, using Independent Learning on:</b></p> <p><a href="https://sparxmaths.com/">https://sparxmaths.com/</a> (topic specific worked example clips and questions to try), or</p> <p><a href="https://corbettmaths.com/contents/">https://corbettmaths.com/contents/</a>(topic specific worked example clips and questions to try).</p> <p>Suggested Area topics to focus on for the final OCR examinations:</p> <p>Foundation</p> <ul style="list-style-type: none"> <li>• Compound shapes</li> <li>• Circles</li> <li>• Surface area</li> </ul> <p>Higher</p> <ul style="list-style-type: none"> <li>• Arcs &amp; sectors</li> <li>• Trapeziums</li> <li>• Area under a graph</li> </ul>
Science (Triple)	<p>Biology</p> <ul style="list-style-type: none"> <li>• B4: Ecosystems - complete the quizzes on Educake <a href="https://my.educake.co.uk/assessment/24398763">https://my.educake.co.uk/assessment/24398763</a></li> <li>• Practise exam technique by using the past papers available in the following folder <a href="#">Past papers Foundation</a> or <a href="#">Past papers Higher</a></li> </ul> <p>Chemistry:</p>	

		<ul style="list-style-type: none"> <li>Module C4 – Predicting and Identifying Chemical Reactions. Use the resources in the following folder to help you revise key areas of this topic <a href="#">C4 Predicting and Identifying Reactions and Products</a></li> <li>Complete quizzes on Educake</li> </ul> <p>Physics Physics Practical's Complete quizzes on Educake: <a href="https://my.educake.co.uk/assessment/24397414">https://my.educake.co.uk/assessment/24397414</a> Use resources from folder <a href="#">P9 - Practical Skills</a></p>
<p>Combined Science</p>		<p>Biology</p> <ul style="list-style-type: none"> <li>B4: Ecosystems - complete the quizzes on Educake <a href="https://my.educake.co.uk/assessment/24432885">https://my.educake.co.uk/assessment/24432885</a></li> <li>B5: Genetics and inheritance - complete the quizzes on Educake <a href="https://my.educake.co.uk/assessment/24433028">https://my.educake.co.uk/assessment/24433028</a></li> <li>Practise exam technique by using the past papers available in the following folder <a href="#">Past papers</a></li> </ul> <p>Chemistry:</p> <ul style="list-style-type: none"> <li>Module C4 – Predicting and Identifying Chemical Reactions. Use the resources in the following folder to help you revise key areas of this topic <a href="#">C4 Predicting and Identifying Reactions and Products</a></li> <li>Complete quizzes on Educake</li> </ul> <p>Physics Physics Practical's Complete quizzes on Educake: <a href="https://my.educake.co.uk/assessment/24397147">https://my.educake.co.uk/assessment/24397147</a> Use resources from folder <a href="#">CS7 - Practical Skills</a></p>
<p>History</p>		<p>Public Health Normans Final knowledge checks on whole Public Health and Normans course using the Mastery Questions. RAG rate all Normans Questions and plan any that are red – you will be handed these by your teacher.</p>
<p>Geography</p>		<p><b>REMEMBER THAT YOU HAVE ALL OF YOUR BOOKS PLUS YOUR REVISION PACK</b></p> <p><b><u>The UK Environment</u></b> <b><i>Go through revision materials made so far.</i></b> 1. Read through the rest of your work on 'The UK Environment.' 2. <b><i>Create cue cards/mind maps/use the Revision Clock to complete the following:</i></b></p> <ul style="list-style-type: none"> <li>What sustainable energy is; how energy supply and demand is changing in the UK; different types of energy e.g. nuclear, wind, fracking and the advantages and disadvantages; the future for energy in the UK</li> <li>Create mind maps on the case studies.</li> </ul>

	<p><b>MAKE SURE THAT YOU PRACTISE MAP SKILLS 4 FIGURE, 6 FIGURE GRID REFERENCES, MEASURING DISTANCE. IF YOU ARE NOT SURE HOW TO DO THIS GO TO THE OS MAPSKILLS: Good websites if you are not sure are:</b></p> <p><a href="https://www.geographypods.com/map-skills.html">https://www.geographypods.com/map-skills.html</a>  <a href="https://www.ordnancesurvey.co.uk/mapzone/">https://www.ordnancesurvey.co.uk/mapzone/</a> for KS2 really but is clear to understand  <a href="https://www.bbc.co.uk/bitesize/guides/ztqn4j6/revision/1">https://www.bbc.co.uk/bitesize/guides/ztqn4j6/revision/1</a></p> <p><i>Use exam questions from the OCR website, OCR Revision guide, Seneca to test yourself on your learning.</i></p>
Spanish	<ul style="list-style-type: none"> <li>• F – Complete a 90-word timed (40 minutes) writing task from the writing revision booklet <b>give it your teacher to mark</b></li> <li>• H – Complete a 150-word timed (45 minutes) writing task from the writing revision booklet <b>give it your teacher to mark</b></li> <li>• Complete 10 reading and 10 listening activities from your revision guide / ExamPro booklet, looking up unknown words and adding to your unknown vocabulary list.</li> <li>• Quizlet Module 4 revision set (15 minutes x 2 sessions)</li> </ul>
RS	Continue to revise all of paper 2 (Theme B, C, D, E) as your exam is on Thursday this week!
Creative iMedia	<p>Explain the different distribution platforms, use the video to help you  <a href="https://www.youtube.com/watch?v=EUQAYDi93Es">https://www.youtube.com/watch?v=EUQAYDi93Es</a></p> <p>What is lossy vs lossless compression?  <a href="https://www.youtube.com/watch?v=S27ljtzLbt8&amp;t=2s">https://www.youtube.com/watch?v=S27ljtzLbt8&amp;t=2s</a></p>
Performing Arts	<p>BTEC Performing Arts C3 Exam:</p> <ul style="list-style-type: none"> <li>• Prepare your bullet point notes, one page of A4 for each; ideas log and skills log.</li> <li>• Continue to work on final exam performance, learn lines, songs, dances and movements.</li> <li>• Be off script.</li> <li>• Make notes on your milestone performance and final performance linked to your final evaluation.</li> </ul>
Art	Ensure all of your coursework is being completed to the highest possible standard, allowing you to achieve above and beyond your target grade
Business	<p>Access all of your work at the following link – keep up to date with revision week-by-week within each folder:</p> <p> <a href="#">GCSE Revision 2024</a></p>




DT	Please see your class teacher for bespoke materials.																																													
Hospitality & Catering	Please see your class teacher for bespoke materials.																																													
Computing	<div style="border: 1px solid black; padding: 5px; margin-bottom: 10px; text-align: center;">Enter the missing value from the logic gate</div> <div style="display: flex; flex-wrap: wrap; justify-content: space-around;"> <div style="margin: 5px;"></div> <div style="margin: 5px;"></div> <div style="margin: 5px;"></div> </div> <div style="display: flex; flex-wrap: wrap; justify-content: space-around; margin-top: 10px;"> <div style="margin: 5px;"></div> <div style="margin: 5px;"></div> <div style="margin: 5px;"></div> </div> <div style="display: flex; flex-wrap: wrap; justify-content: space-around; margin-top: 10px;"> <div style="margin: 5px;"></div> <div style="margin: 5px;"></div> <div style="margin: 5px;"></div> </div> <div style="border: 1px solid black; padding: 5px; margin-top: 20px; width: fit-content;">         Label the different types of logic gates e.g. AND, OR, NOT...     </div> <div style="margin-top: 20px;">  </div> <table border="1" style="margin-top: 10px; width: 100%; border-collapse: collapse;"> <thead> <tr style="background-color: #0070C0; color: white;"> <th>A</th> <th>B</th> <th>C</th> <th></th> <th></th> </tr> </thead> <tbody> <tr><td> </td><td> </td><td> </td><td> </td><td> </td></tr> <tr><td> </td><td> </td><td> </td><td> </td><td> </td></tr> <tr><td> </td><td> </td><td> </td><td> </td><td> </td></tr> <tr><td> </td><td> </td><td> </td><td> </td><td> </td></tr> <tr><td> </td><td> </td><td> </td><td> </td><td> </td></tr> <tr><td> </td><td> </td><td> </td><td> </td><td> </td></tr> <tr><td> </td><td> </td><td> </td><td> </td><td> </td></tr> <tr><td> </td><td> </td><td> </td><td> </td><td> </td></tr> </tbody> </table> <p style="margin-top: 20px;">Complete the truth table and add the Boolean expressions              Use the website to help <a href="https://csnewbs.com/eduqas2020-2-2-booleanalgebra">https://csnewbs.com/eduqas2020-2-2-booleanalgebra</a>              Explain the TCPIP 7-layer model <a href="https://www.csnewbs.com/eduqas2020-3-6-7layerosimodel">https://www.csnewbs.com/eduqas2020-3-6-7layerosimodel</a> Answer the questions on the bottom of the webpage</p> <p><b><u>EXAM 1 - theory 15<sup>th</sup> May</u></b></p> <p>Watch the walk-through videos from the SharePoint page:              Learning &gt; ICT &gt; Computer Science</p> <p><b><u>Exam 2 on screen 21<sup>st</sup> May</u></b></p>	A	B	C																																										
A	B	C																																												

	Music	<p><b><u>Revise AOS4: Western Classical Music since 1910</u></b></p> <p>This includes: Minimalism (Steve Reich, Terry Reilly, John Adams), British Composers (Malcolm Arnold, Benjamin Britten, John Tavener, Peter Maxwell-Davies), Bartok &amp; Kodaly, Aaron Copland.</p> <p>Listen to examples and revise key/common features of each genre (try to link to DR PATT SMITH elements)</p>
--	-------	---

Week Beginning	Subjects	Revision Tasks
Monday 20 <sup>th</sup> May 2024	English Language	LANG 1 EXAM Thursday 23 <sup>rd</sup> May  <b>COMPLETE A FULL LANGUAGE PAPER 1</b>
(GCSE Exams)	English Literature	<b>Week 8 LITERATURE: Lit Paper 2 Monday 20<sup>th</sup> May (DNA, ANTHOLOGY POETRY, UNSEEN POETRY)</b>  <b>Continue from last week</b>  <b>ANTHOLOGY POETRY - Highlight and annotate a blank copy of each poem and compare 3 quotations: Love’s Philosophy, Sonnet 29 and Singh Song!</b>  <b>Unseen poetry - Complete an unseen question</b>  <b>DNA- PLAN a response to the question and explode the quotations you would use. How does Kelly present ... Male and female characters?</b>
	Maths	<ol style="list-style-type: none"> <li><b>1. See your maths teacher to collect “topic suggestions” &amp; “focused practice papers” based on what has already come up on the first paper.</b></li> <li>2. Work through “focused practice papers” &amp; check your answers with your maths teacher.</li> <li><b>3. Work through “topic suggestions” on Independent Learning on: <a href="https://sparxmaths.com/">https://sparxmaths.com/</a> (topic specific worked example clips and questions to try), or <a href="https://corbettmaths.com/contents/">https://corbettmaths.com/contents/</a>(topic specific worked example clips and questions to try).</b></li> </ol>
	Science (Triple)	<p><b>Biology</b></p> <ul style="list-style-type: none"> <li>• B5: Variation and Natural Selection - complete the quizzes on Educake <a href="https://my.educake.co.uk/assessment/24398835">https://my.educake.co.uk/assessment/24398835</a></li> <li>• Practise exam technique by using the past papers available in the following folder <a href="#">Past papers Foundation</a> or <a href="#">Past papers Higher</a></li> </ul> <p><b>Chemistry:</b></p> <ul style="list-style-type: none"> <li>• Module C5 – Monitoring and Controlling Chemical Reactions. Use the resources in the following folder to help you revise key areas of this topic <a href="#">C5 Monitoring and Controlling Chemical Reactions</a></li> <li>• Complete quizzes on Educake</li> </ul> <p><b>Physics</b> P7 – Energy (paper 2)</p> <ul style="list-style-type: none"> <li>- P7.1 Work done</li> <li>- P7.2 Power and efficiency</li> </ul> <p>Complete quizzes on Educake: <a href="https://my.educake.co.uk/assessment/24397046">https://my.educake.co.uk/assessment/24397046</a> Use resources from <a href="#">folder</a> (flashcards, past paper questions etc)</p>

<p>Combined Science</p>	<p>Biology</p> <ul style="list-style-type: none"> <li>• B5: Natural selection and Evolution - complete the quizzes on Educake <a href="https://my.educake.co.uk/assessment/24433138">https://my.educake.co.uk/assessment/24433138</a></li> <li>• B6.2 Genetic Engineering - complete the quizzes on Educake <a href="https://my.educake.co.uk/assessment/24433208">https://my.educake.co.uk/assessment/24433208</a></li> <li>• Practise exam technique by using the past papers available in the following folder <a href="#">Past papers</a></li> </ul> <p>Chemistry:</p> <ul style="list-style-type: none"> <li>• Module C5 – Monitoring and Controlling Chemical Reactions. Use the resources in the following folder to help you revise key areas of this topic <a href="#">C5 Monitoring and Controlling Chemical Reactions</a></li> <li>• Complete quizzes on Educake</li> </ul> <p>Physics</p> <p>P5 – Energy (paper 2)</p> <ul style="list-style-type: none"> <li>- P5.1 Work done</li> <li>- P5.2 Power and efficiency</li> </ul> <p>Complete quizzes on Educake: <a href="https://my.educake.co.uk/assessment/24397046">https://my.educake.co.uk/assessment/24397046</a></p> <p>Use resources from <a href="#">folder</a> (flashcards, past paper questions etc)</p>
<p>History</p>	<p>Nazi unit 5 and final knowledge check on Nazis and America. Final test on all America and Nazi Germany knowledge. Mastery Quiz Questions. Use revision guide pages 128-131. RAG rate all America Questions and plan any that are red – you will be handed these by your teacher.</p>
<p>Geography</p>	<p><b>PAPER 1 IS NOW DONE ☹️ YOU NEED TO FOCUS NOW ON THE 3 FOLLOWING TOPICS:</b></p> <ul style="list-style-type: none"> <li>• <b>Ecosystems</b></li> <li>• <b>People of the Planet</b></li> <li>• <b>Environmental Threats to Our Planet</b></li> </ul> <p><b><u>REMEMBER THAT YOU HAVE ALL OF YOUR BOOKS PLUS YOUR REVISION PACK</u></b></p> <p>1. Read through the first part of ‘Ecosystems of the Planet’ up to the case studies. 2. <b><i>Create cue cards/mind maps/use the Revision Clock to complete the following:</i></b> All of the key terms; what the water and nutrient and cycles are and how they work (use a diagram for each); where the <b>worlds ecosystems</b> are located (make sure that you know where tropical rainforests and coral reefs are and why). You <b><i>must know all of the different ecosystems, the climate in each and how</i></b> flora and fauna have adapted to the conditions.</p> <p><b><i>Use exam questions from the OCR website, OCR Revision guide, Seneca to test yourself on your learning.</i></b></p>



Spanish	<ul style="list-style-type: none"> <li>• F – Complete a 90-word timed (40 minutes) writing task from the writing revision booklet <b>give it your teacher to mark</b></li> <li>• H – Complete a 150-word timed (45 minutes) writing task from the writing revision booklet <b>give it your teacher to mark</b></li> <li>• Using your unknown vocabulary list, make back to back cards or your own Quizlet set, and practice them.</li> <li>• Quizlet – Module 5 revision (15 minutes x 2 sessions)</li> </ul>
Creative iMedia	<p>Watch the video on health and safety and make notes  <a href="https://www.youtube.com/watch?v=bZO_JHyT92A">https://www.youtube.com/watch?v=bZO_JHyT92A</a></p>
Performing Arts	<p>BTEC Performing Arts C3 Exam:</p> <ul style="list-style-type: none"> <li>• Prepare your bullet point notes, one page of A4 for each; ideas log and skills log.</li> <li>• Continue to work on final exam performance, learn lines, songs, dances and movements.</li> <li>• Be off script.</li> <li>• Make notes on your milestone performance and final performance linked to your final evaluation.</li> </ul>
Art	<p>Ensure all of your coursework is being completed to the highest possible standard, allowing you to achieve above and beyond your target grade</p>
Business	<p>Access all of your work at the following link – keep up to date with revision week-by-week within each folder:</p> <p> <a href="#">GCSE Revision 2024</a></p>
DT	<p>Please see your class teacher for bespoke materials.</p>
Hospitality & Catering	<p>Please see your class teacher for bespoke materials.</p>
Computing	<p>Watch the walk-through videos from the SharePoint page:            Learning &gt; ICT &gt; Computer Science</p> <p><b><u>Exam 2 on screen 21<sup>st</sup> May</u></b></p>

	Music	<p><b><u>Revise AOS1: Mozart Clarinet Concerto</u></b></p> <p>Revise key features for each element of music. Recap and revisit your notes/knowledge organisers and try to write as many features down that you can remember.</p> <p>Also ensure you are listening to it lots, so you can 'hear' it in your head in the exam.</p>
--	-------	--

Week Beginning	Subjects	Revision Tasks
<p>Monday 27<sup>th</sup> May 2024</p> <p><b>Revision sessions in school</b></p>	<p>English Language</p>	<p>LANG 2 EXAM Thursday 6<sup>th</sup> June</p> <p><b>COMPLETE A FULL PAPER 2.</b></p>
	<p>Maths</p>	<p>1. Work through “focused practice papers” &amp; check your answers with your maths teacher.</p> <p>2. Work through “topic suggestions” on Independent Learning on: <a href="https://sparxmaths.com/">https://sparxmaths.com/</a> (topic specific worked example clips and questions to try), or <a href="https://corbettmaths.com/contents/">https://corbettmaths.com/contents/</a>(topic specific worked example clips and questions to try).</p>
	<p>Science (Triple)</p>	<p>Biology</p> <ul style="list-style-type: none"> <li>B6.1 and B6.2 Field Investigations and feeding the human race - complete the quizzes on Educake <a href="https://my.educake.co.uk/assessment/24398927">https://my.educake.co.uk/assessment/24398927</a> <a href="https://my.educake.co.uk/assessment/24399442">https://my.educake.co.uk/assessment/24399442</a> <a href="https://www.focuselearning.co.uk/s/1ovc3m5seedd">https://www.focuselearning.co.uk/s/1ovc3m5seedd</a></li> <li>Practise exam technique by using the past papers available in the following folder <a href="#">Past papers Foundation</a> or <a href="#">Past papers Higher</a></li> </ul> <p>Chemistry:</p> <ul style="list-style-type: none"> <li>Module C6 – Global Challenges. Use the resources in the following folder to help you revise key areas of this topic <a href="#">C6 Global Challenges</a></li> <li>Complete quizzes on Educake</li> </ul> <p>Physics:</p> <p>P5 – Waves in matter (paper 2)</p> <ul style="list-style-type: none"> <li>P5.1 wave behaviour</li> <li>P5.2 The electromagnetic spectrum</li> <li>P5.3 Wave interaction</li> </ul> <p>Complete quizzes on Educake: <a href="https://my.educake.co.uk/assessment/24397312">https://my.educake.co.uk/assessment/24397312</a> Use resources from <a href="#">folder</a> (flashcards, past paper questions etc)</p>
<p>Combined Science</p>	<p>Biology</p> <ul style="list-style-type: none"> <li>B6.1 Field Investigations and biodiversity - complete the quizzes on Educake <a href="https://my.educake.co.uk/assessment/24433474">https://my.educake.co.uk/assessment/24433474</a> <a href="https://my.educake.co.uk/assessment/24399442">https://my.educake.co.uk/assessment/24399442</a> <a href="https://www.focuselearning.co.uk/s/1ovc3m5seedd">https://www.focuselearning.co.uk/s/1ovc3m5seedd</a></li> <li>Practise exam technique by using the past papers available in the following folder <a href="#">Past papers</a></li> </ul> <p>Chemistry:</p> <ul style="list-style-type: none"> <li>Module C6 – Global Challenges. Use the resources in the following folder to help you revise key areas of this topic <a href="#">C6 Global Challenges</a></li> <li>Complete quizzes on Educake</li> </ul> <p>Physics</p> <p>P4 – Waves (paper 2)</p> <ul style="list-style-type: none"> <li>P4.1 Wave behaviour</li> </ul>	


		<p>- P4.2 The electromagnetic spectrum Complete quizzes on Educake: <a href="https://my.educake.co.uk/assessment/24397105">https://my.educake.co.uk/assessment/24397105</a> Use resources from <a href="#">folder</a> (flashcards, past paper questions etc)</p>
History		<p>Review Mastery Quiz Questions on Nazis and America. RAG rate all Nazi Questions and plan any that are red – you will be handed these by your teacher.</p>
Geography		<p><b><u>YOUR 2ND EXAM IS NEXT WEEK SO THERE IS A LOT TO DO TO PREPARE – KEEP ON TRACK</u></b> 🕒</p> <p><b><u>Ecosystems of the Planet (Paper 2)</u></b> <b><i>Go through revision materials made so far.</i></b></p> <p><b><i>Go through revision material made so far.</i></b> 1. Create a case study template <b><i>from your revision pack</i></b>, on the Andos Barrier Reef and The Peruvian Rainforest. <b><i>Get someone to test you!</i></b></p> <p><b><u>People of the World</u></b> 1. Read through ‘Development indicators.’ ‘Consequences of uneven development,’ ‘The reasons for uneven development,’ ‘Aid’ and the ‘Ethiopia’ case study.</p> <p><b><i>2. Create cue cards/mind maps/use the Revision Clock to complete the following:</i></b></p> <ul style="list-style-type: none"> <li>• A definition for each type of development indicator; Problems of uneven development; a list of reasons for uneven development; the different types of aid, their definitions and advantages and disadvantages.</li> </ul> <p><b><i>3. Complete and learn the case study sheet on Ethiopia – how much of this can you then remember – spend 10 minutes writing it down then check!</i></b></p> <p>4. Read through the rest of your work on ‘People of the World.’ Create cue cards/mind maps on:</p> <ul style="list-style-type: none"> <li>• What is a city, mega city, world city, hierarchy; why global urbanisation is happening and push/pull factors;</li> </ul> <p>5. Complete the Rosario Revision sheet (from the revision pack) and learn it. Remember that you need to know the 3 issues (housing, transport, waste) and ONE solution – <b>HOUSING</b>.</p>
Spanish		<ul style="list-style-type: none"> <li>• Complete 10 reading and 10 listening activities from your revision guide / ExamPro booklet, looking up unknown words and adding to your unknown vocabulary list.</li> <li>• Using your Quizlet set or flashcards from last week, practice the vocabulary you identified from your reading and listening activities.</li> <li>• Quizlet Module 7 revision set</li> </ul>



<p>Creative iMedia</p>	<p>Make a list of the different types of camera and lighting shots Use the video to help you <a href="https://www.youtube.com/watch?v=pGicqol3Tc8">https://www.youtube.com/watch?v=pGicqol3Tc8</a></p>  <p>Scan the QR code to access <b>6 Review point &amp; 7 Camera shots</b> Or go to Forge Valley sharepoint &gt; Learning &gt; ICT &amp; Computing &gt; iMedia &gt; Y10 and Y11 &gt; R081 Exam &gt; #Homework Revision for June exam &gt; Links at the bottom of the page</p>
<p>Performing Arts</p>	<p>BTEC Performing Arts C3 Exam:</p> <ul style="list-style-type: none"> <li>• Prepare your bullet point notes, one page of A4 for each; ideas log and skills log.</li> <li>• Continue to work on final exam performance, learn lines, songs, dances and movements.</li> <li>• Be off script.</li> <li>• Make notes on your milestone performance and final performance linked to your final evaluation.</li> </ul>
<p>Business</p>	<p>Access all of your work at the following link – keep up to date with revision week-by-week within each folder:</p> <p> <a href="#">GCSE Revision 2024</a></p>
<p>DT</p>	<p>Please see your class teacher for bespoke materials.</p>
<p>Hospitality &amp; Catering</p>	<p>Please see your class teacher for bespoke materials.</p>
<p>BTEC Sport</p>	<p>Ensure all of your practical and written coursework is being completed to the highest possible standard, allowing you to achieve above and beyond your target grade</p>
<p>Music</p>	<p><b><u>Revise AOS2: Little Shop of Horrors Prologue/LSOH, Mushnik &amp; Son, Feed Me (Git it)</u></b> Revise key features for each element of music in each song. Recap and revisit your notes/knowledge organisers and try to write as many features down that you can remember. Also ensure you are listening to it lots, so you can ‘hear’ it in your head in the exam.</p>

Week Beginning	Subjects	Revision Tasks
Monday 3 <sup>rd</sup> June 2024  (GCSE Exams)	English Language	LANG 2 EXAM Thursday 6 <sup>th</sup> June  <b>COMPLETE A FULL LANGUAGE PAPER 2</b>
	Maths	<ol style="list-style-type: none"> <li>1. <b>See your maths teacher to collect updated “topic suggestions” &amp; “focused practice papers” based on what has already come up on the first two paper.</b></li> <li>2. Work through “focused practice papers” &amp; check your answers with your maths teacher.</li> <li>3. Work through “topic suggestions” on Independent Learning on: <a href="https://sparxmaths.com/">https://sparxmaths.com/</a> (topic specific worked example clips and questions to try), or <a href="https://corbettmaths.com/contents/">https://corbettmaths.com/contents/</a>(topic specific worked example clips and questions to try).</li> </ol>
	Science (Triple)	Biology <ul style="list-style-type: none"> <li>• B6.3: Communicable and Non-communicable diseases - complete the quizzes on Educake <a href="https://my.educake.co.uk/assessment/24399017">https://my.educake.co.uk/assessment/24399017</a></li> <li>• Microbiology Practicals - complete the quizzes on Educake <a href="https://my.educake.co.uk/assessment/24399539">https://my.educake.co.uk/assessment/24399539</a> <a href="https://www.focuselearning.co.uk/s/5ukppjwbado">https://www.focuselearning.co.uk/s/5ukppjwbado</a></li> <li>• Practise exam technique by using the past papers available in the following folder <a href="#">Past papers Foundation</a> or <a href="#">Past papers Higher</a></li> </ul> Chemistry: <ul style="list-style-type: none"> <li>• Practise exam technique by using the past papers available in the following folder <a href="#">Past Papers</a></li> <li>• Utilise the mark schemes to identify the types of responses required for each type of question and to show you the layout for complex calculations</li> <li>• Complete quizzes on Educake</li> </ul> Physics P6 – Radioactivity (paper 2) <ul style="list-style-type: none"> <li>- P6.1 Radioactive emissions</li> <li>- P6.2 Uses and hazards</li> </ul> Complete quizzes on Educake: <a href="https://my.educake.co.uk/assessment/24395647">https://my.educake.co.uk/assessment/24395647</a> Use resources from <a href="#">folder</a> (flashcards, past paper questions etc)
Combined Science	Biology <ul style="list-style-type: none"> <li>• B6.3: Communicable and Non-communicable diseases - complete the quizzes on Educake <a href="https://my.educake.co.uk/assessment/24433753">https://my.educake.co.uk/assessment/24433753</a></li> <li>• Microbiology Practicals - complete the quizzes on Educake <a href="https://my.educake.co.uk/assessment/24399539">https://my.educake.co.uk/assessment/24399539</a> <a href="https://www.focuselearning.co.uk/s/5ukppjwbado">https://www.focuselearning.co.uk/s/5ukppjwbado</a></li> <li>• Practise exam technique by using the past papers available in the following folder <a href="#">Past papers</a></li> </ul> Chemistry:	

		<ul style="list-style-type: none"> <li>• Practise exam technique by using the past papers available in the following folder <a href="#">Past Papers</a></li> <li>• Utilise the mark schemes to identify the types of responses required for each type of question and to show you the layout for complex calculations</li> <li>• Complete quizzes on Educake</li> </ul> <p>Physics P4 – Radioactivity (paper 2) - P4.3 Radioactivity</p> <p>Complete quizzes on Educake: <a href="https://my.educake.co.uk/assessment/24396863">https://my.educake.co.uk/assessment/24396863</a> Use resources from <a href="#">folder</a> (flashcards, past paper questions etc)</p>
	History	<p>Retest knowledge gaps Nazis and America <a href="#">History revision</a></p>
	Geography	<p><b>THE WORLD AROUND US PAPER IS <u>THIS WEEK</u> – <u>Wednesday 5<sup>TH</sup> JUNE</u></b></p> <ol style="list-style-type: none"> <li>1. Read through all of your revision notes made for this week’s paper and test yourself using Seneca.</li> <li>2. Complete the revision clock on ‘Environmental threats to our planet</li> <li>3. Complete the case study revision sheet on ‘The Big Dry.’</li> </ol> <p><b>Practise exam question before Friday from the OCR website OR your revision guide.</b></p> <p><b>YOUR PAPER 3 IS NEXT WEEK, SO AFTER THE EXAM IT IS IMPORTANT THAT YOU GO OVER WORK IN PREPARATION FOR THE GEOGRAPHICAL SKILLS AND FIELDWORK PAPER.</b></p> <p><i>4. Please do the following so that you are fully prepared:</i></p> <ul style="list-style-type: none"> <li>• Learn the urban, coasts and rivers work that <b>we have learnt in class.</b></li> <li>• Learn all of the types of graphs and know advantages and disadvantages of each one complete the booklet that you have been given <b>in your revision pack.</b></li> <li>• Know how to use interquartile range, mean, median and mode, ration – <b>this is the same as in maths.</b></li> </ul> <p><b>5. Learn you <u>human</u> and <u>physical</u> field work. For both you need to know:</b></p> <ul style="list-style-type: none"> <li>• Where we went</li> <li>• The hypothesis</li> <li>• How you collected the data e.g. pedestrian count; Velocity</li> <li>• Advantages and disadvantages of the data collection technique</li> <li>• How you presented the data</li> <li>• Advantages and disadvantages of the data presentation technique</li> <li>• Conclusion that you discovered</li> <li>• Evaluation – how could your work have been improved?</li> </ul>

Spanish	<p><b>SPANISH READING AND LISTENING EXAM – TUESDAY 4<sup>TH</sup> JUNE</b></p> <ul style="list-style-type: none"> <li>• F – Complete a 90-word timed (40 minutes) writing task from the writing revision booklet <b>give it your teacher to mark</b></li> <li>• H – Complete a 150-word timed (45 minutes) writing task from the writing revision booklet <b>give it your teacher to mark</b></li> <li>• Complete two translation tasks from your revision booklet. Ensure you mark these, and add any words you didn't know to your Quizlet set.</li> <li>• Quizlet Module 8 revision set</li> <li>• Quizlet Writing/Speaking phrases set</li> <li>• Quizlet JACOIN set</li> </ul>
Creative iMedia	<p>Make a list of senior jobs roles vs creative and technical job roles Use the videos to help you Senior <a href="https://www.youtube.com/watch?v=XGXDzscOoHM">https://www.youtube.com/watch?v=XGXDzscOoHM</a> Technical <a href="https://www.youtube.com/watch?v=IQOa1qy9-5c">https://www.youtube.com/watch?v=IQOa1qy9-5c</a> Creative <a href="https://www.youtube.com/watch?v=NhSpibsuMJ0">https://www.youtube.com/watch?v=NhSpibsuMJ0</a></p>
Business	<p>Access all of your work at the following link – keep up to date with revision week-by-week within each folder:</p> <p> <a href="#">GCSE Revision 2024</a></p> <p><b>Final paper this week – Wednesday 5<sup>th</sup> June!</b></p>
DT	<p>Please see your class teacher for bespoke materials.</p>
Hospitality & Catering	<p>Please see your class teacher for bespoke materials.</p>
Music	<p>DR PATT SMITH elements (ensure you know them ALL) Listen to music across ALL AOS, and try to note down which musical features you can hear.</p> <p>Set Works: Continue to revise Mozart and LSOH using example questions.</p>

Week Beginning	Subjects	Revision Tasks
Monday 10 <sup>th</sup> June 2024  (GCSE Exams)	Maths	Use your time to focus on other subjects as you complete the final maths paper on Monday 10 <sup>th</sup> June.
	Science (Triple)	Chemistry: <ul style="list-style-type: none"> <li>• Practise exam technique by using the past papers available in the following folder <a href="#">Past Papers</a></li> <li>• Utilise the mark schemes to identify the types of responses required for each type of question and to show you the layout for complex calculations</li> <li>• Complete quizzes on Educake</li> </ul> Physics P8 – Global Challenges <ul style="list-style-type: none"> <li>- P8.1 Physics on the move</li> <li>- P8.2 Powering Earth</li> <li>- P8.3 Beyond Earth</li> </ul> Complete quizzes on Educake: <a href="https://my.educake.co.uk/assessment/24395717">https://my.educake.co.uk/assessment/24395717</a> Use resources from <a href="#">folder</a> (flashcards, past paper questions etc)
	Combined Science	Chemistry: <ul style="list-style-type: none"> <li>• Practise exam technique by using the past papers available in the following folder</li> <li>• Utilise the mark schemes to identify the types of responses required for each type of question and to show you the layout for complex calculations</li> <li>• Complete quizzes on Educake</li> </ul> Physics P6 – Global Challenges <ul style="list-style-type: none"> <li>- P6.1 Physics on the move</li> <li>- P6.2 Powering Earth</li> </ul> Complete quizzes on Educake: <a href="https://my.educake.co.uk/assessment/24397176">https://my.educake.co.uk/assessment/24397176</a> Use resources from <a href="#">folder</a> (flashcards, past paper questions etc)
History	<p><b><u>Exam Nazis and America 11/6/24</u></b></p> <p><b>Before exam:</b>                      Retest all knowledge America and Nazis                      Remind yourself how to approach all exam questions</p> <p><b>Exam questions:</b>                      German occupation in the Second World War was, in general, far harsher in eastern Europe than in western Europe.’ How far do you agree with this view? (18 marks)</p>	

	<p>The North fought the Civil War to bring an end to slavery." How far do you agree with this statement? Give reasons for your answer (18 marks)</p> <p><a href="#">History revision</a></p>
Geography	
Spanish	<p><b>SPANISH WRITING EXAM – Monday 10th JUNE</b></p> <ul style="list-style-type: none"> <li>• F – Complete a 90-word timed (40 minutes) writing task from the writing revision booklet <b>give it your teacher to mark</b></li> <li>• H – Complete a 150-word timed (45 minutes) writing task from the writing revision booklet <b>give it your teacher to mark</b></li> <li>• Complete two translation tasks from your revision booklet. Ensure you mark these, and add any words you didn't know to your Quizlet set.</li> <li>• Quizlet Adjectives set</li> <li>• Quizlet Writing/Speaking phrases set</li> <li>• Quizlet JACOIN set</li> </ul>
Creative iMedia	<p>Legal consideration. Watch the video and make notes</p> <p><a href="https://www.youtube.com/watch?v=IKE4oQ-t4u8">https://www.youtube.com/watch?v=IKE4oQ-t4u8</a> video 1</p> <p><a href="https://www.youtube.com/watch?v=Te_yCVtSm_g">https://www.youtube.com/watch?v=Te_yCVtSm_g</a> video 2</p>
DT	Please see your class teacher for bespoke materials.
Hospitality & Catering	Please see your class teacher for bespoke materials.
Music	<p><b>FINAL WEEK OF REVISION!</b></p> <p>DR PATT SMITH elements (ensure you know them ALL) Listen to music across ALL AOS, and try to note down which musical features you can hear.</p> <p>Set Works: Continue to revise Mozart and LSOH using example questions.</p>

Week Beginning	Subjects	Revision Tasks
Monday 17 <sup>th</sup> June 2024	Music	<b>Exam Day!</b> <b>Monday 17<sup>th</sup> June (PM)</b>
(GCSE Exams)	DT	Please see your class teacher for bespoke materials.
	Hospitality & Catering	Please see your class teacher for bespoke materials.